

INDEPENDENT AUDITOR'S EXAMINATION REPORT ON THE RESTATED FINANCIAL INFORMATION


To
The Board of Directors
Digilogic Systems Limited
Hyderabad

Report on the Examination of the Restated Financial Information

1. We have examined the accompanying Restated Financial Information of **Digilogic Systems Limited** ("the Company"), which comprise the Restated Statement of Assets and Liabilities as at **September 30, 2025, March 31, 2025, March 31, 2024 and March 31, 2023**, the Restated Statement of Profit and Loss, and the Restated Statement of Cash Flows for the years/period then ended, and a summary of significant accounting policies and other explanatory information (collectively referred to as "the Restated Financial Information"), as approved by the Board of Directors of the company at their meeting held on 31st December, 2025 for the purpose of inclusion in the Red Herring Prospectus ("RHP") prepared by the company in connection with its proposed SME Initial Public Offer of Equity Shares ("SME IPO"). These Restated Financial Information have been prepared by the management of the Company in accordance with the requirements of:
 - Section 26 of the Companies Act, 2013;
 - The Securities and Exchange Board of India (Issue of Capital and Disclosure Requirements) Regulations, 2018 ("SEBI ICDR Regulations"), as amended;
 - The Guidance Note on Reports in Company Prospectuses (Revised 2019) issued by the Institute of Chartered Accountants of India ("ICAI") as amended from time to time (the "Guidance Note").
2. The Company's Board of Directors is responsible for the preparation of these Restated Financial Information for the purpose of inclusion in the RHP to be filed with the Securities and Exchange Board of India, Bombay Stock Exchange and Registrar of Companies, Telangana in connection with the proposed IPO. The Restated Financial Information have been prepared by the management of the company on the basis of preparation stated in Note No. (B) of Annexure-D to the Restated Financial Information. The responsibility of the Board of Directors of the company includes the design, implementation, and maintenance of internal control relevant to the preparation and presentation of the Restated Financial Information in compliance with the Companies Act, 2013, SEBI ICDR Regulations and the Guidance Note.



3. We have examined such Restated Financial Information taking into consideration:
 - a. The terms of reference and terms of our engagement agreed upon with you in accordance with our engagement letter dated 06.02.2025 in connection with the proposed SME IPO of equity shares of the company;
 - b. The Guidance note on reports in company prospectus (Revised 2019) issued by ICAI. The Guidance Note also requires that we comply with the ethical requirements of the Code of Ethics issued by the ICAI;
 - c. Concepts of test checks and materiality to obtain reasonable assurance based on verification of evidence supporting the information; and Restated Financial Information and
 - d. The requirements of section 26 of the Act and the ICDR Regulations. Our work was performed solely to assist you in meeting your responsibilities in relation to your compliance with the Act, the ICDR Regulations and the Guidance Note in connection with the IPO.
4. These Restated Financial Information have been compiled by the management from the Audited financial statements of the company for the period ended 30th September, 2025; 31st March 2025; 31st March 2024 and 31st March 2023 which have been approved by the Board of Directors at their meeting held on 18th December, 2025; 3rd August 2025; 2nd August 2024 and 15th June 2023 respectively.
5. For the purpose of our examination, we have relied on the Auditors report issued by us dated 18th December 2025; 3rd August 2025; 2nd August 2024 and 15th June 2023 on the financial statements of the company as at and for the years/period ended 30th September 2025; 31st March 2025; 31st March 2024 and 31st March 2023 respectively. There were no modifications to the audit reports issued by us for these financial years.
6. We have examined;
 - a. The attached Restated Statement of Assets and Liabilities of the company as at 30th September 2025; 31st March 2025; 31st March 2024 and 31st March 2023.
 - b. The attached Restated Statement of Profit & Losses of the company for the year/period ended 30th September 2025; 31st March 2025; 31st March 2024 and 31st March 2023.
 - c. The attached Restated Statement of Cash Flows of the company for the year/period ended 30th September 2025; 31st March 2025; 31st March 2024 and 31st March 2023.
 - d. The significant accounting policies adopted by the company and notes to the Restated Financial Information along with adjustments on account of adjustments / regroupings.



7. Based on our examination, as per reliance placed by us on the audited financial statements of the company and auditors report thereon, which have been issued by us for the year/period ended 30th September 2025; 31st March 2025; 31st March 2024 and 31st March 2023 and according to the information and explanations given to us, we report that the Restated Financial Information:
- a. Have been prepared after incorporating adjustments for the changes in accounting policies, material errors and regrouping/reclassifications retrospectively in the financial years/period ended 30th September 2025; 31st March 2025; 31st March 2024 and 31st March 2023 to reflect the same accounting treatment as per the accounting policies and grouping / classifications followed as at and for the period ended 30th September 2025;
 - b. Do not require any adjustments for the matters giving rise to modifications as stated in paragraph 5 above;
 - c. Made after incorporating adjustments for any material amounts in the respective financial years to which they related; and
 - d. Have been prepared in accordance with the Act, ICDR Regulations and the Guidance Note.
8. We, M/s. B Srinivasa Rao & Co., Chartered Accountants, have been subjected to the peer review process of the Institute of Chartered Accountants of India ('ICAI') and hold the peer review certificate no.018129 having effective date from 01st October 2024 to 30th September 2027.
9. The Restated Financial Information do not reflect the effects of events that occurred subsequent to the respective dates of the reports on the audited financial statements mentioned in the paragraph 4 above.
10. This report should not in any way be construed as a reissuance or re-dating of any of the previous audit reports issued by us, nor should this report be construed as a new opinion on any of the financial statements referred to herein.
11. We have no responsibility to update our report for events and circumstances occurring after the date of the report.



12. Our report is intended solely for use of the Board of Directors for inclusion in the RHP to be filed with the Securities and Exchange Board of India, Bombay Stock Exchange and Registrar of Companies, Telangana in connection with the proposed SME IPO. Our report should not be used, referred to, or distributed for any other purpose except with our prior consent in writing. Accordingly, we do not accept or assume any liability or any duty of care for any other purpose or to any other person to whom this report is shown or into whose hands it may come without our prior consent in writing.

For B Srinivasa Rao & Co.,

Chartered Accountants

FRN: 008763S



M Ranga Rai Chowdary

Partner

MRN.: 243733

UDIN: 26243733QRRUKN5356

Place: Hyderabad

Date: 31-12-2025

DIGILOGIC SYSTEMS LIMITED
(FORMERLY KNOWN AS DIGILOGIC SYSTEMS PRIVATE LIMITED)
CIN: U62099TG2011PLC077933
ANNEXURE – A : RESTATED STATEMENT OF ASSETS AND LIABILITIES

(Rs. Lakhs)

Particulars	Annexure	As at 30-09-2025	As at 31-03-2025	As at 31-03-2024	As at 31-03-2023
I. EQUITY AND LIABILITIES					
(1) Shareholder's funds					
(a) Share capital	A.1	445.05	445.05	200.00	200.00
(b) Reserves and surplus	A.2	3062.22	2900.96	1148.45	908.50
Sub-Total (A)		3507.27	3346.01	1348.45	1108.50
(2) Non-current liabilities					
(a) Long-term borrowings	A.3	981.30	255.99	244.90	325.22
(b) Long-term provisions	A.4	19.22	-	-	-
Sub-Total (B)		1000.53	255.99	244.90	325.22
(3) Current liabilities					
(a) Short-term borrowings	A.5	1222.61	1078.15	565.96	766.64
(b) Trade payables					
(A) total outstanding dues of micro enterprises and small enterprises	A.6	1.94	183.01	43.43	32.32
(B) total outstanding dues of Creditors other than micro enterprises and small enterprises	A.6	557.04	1782.62	1114.81	1130.59
(c) Other current liabilities	A.7	23.79	330.92	144.51	99.50
(d) Short-term provisions	A.8	139.37	280.65	93.37	86.44
Sub-Total (C)		1944.76	3655.35	1962.07	2115.49
Total EQUITY and LIABILITIES (A+B+C)		6452.55	7257.35	3555.43	3549.21
II. Assets					
(1) Non-current assets					
(a) Property, plant and equipment and Intangible assets					
(i) Property, plant and equipment	A.9	944.62	879.40	870.70	911.07
(ii) Intangible assets	A.9	20.94	14.68	-	-
(iii) Capital Work in Progress	A.10	55.67	10.84	1.85	-
(b) Deferred tax assets (net)	A.11	59.01	46.67	36.13	30.53
(c) Long term loans and advances	A.12	1294.11	326.55	78.39	-
(d) Other non-current assets	A.13	29.00	98.81	124.09	101.09
Sub-Total (D)		2403.36	1376.96	1111.16	1042.68
(2) Current assets					
(a) Inventories	A.14	1630.87	1061.41	262.09	771.36
(b) Trade receivables	A.15	1963.54	4366.77	1960.93	1535.02
(c) Cash and Bank Balances	A.16	150.12	125.52	17.98	56.56
(d) Short-term loans and advances	A.17	117.81	37.49	63.37	30.17
(e) Other current assets	A.18	186.86	289.21	139.90	113.42
Sub-Total (E)		4049.20	5880.39	2444.27	2506.53
Total ASSETS (D+E)		6452.55	7257.35	3555.43	3549.21

Significant accounting policies

Significant Accounting policies and Annexures referred to above form an integral part of the Financial Statements

As per our report of even date

For B Srinivasa Rao & Co.,


Chartered Accountants

ICAI F.R.No. 0087635

M. Ranga Rai Chowdary

Partner

M.No. 243733



Annexure-D

For & On Behalf of the Board

DIGILOGIC SYSTEMS LIMITED

Madhusudhan Varma Jetty

Director

DIN : 02247769

Radhika Varma Jetty

Director

DIN : 03370284

Kameswara Rao Vempati

Company Secretary

M. No.: A60095

Sri Harsha Vadakattu

Chief Financial Officer

PAN: *****6452H

Place:- Hyderabad

Date: 31.12.2025

Place:- Hyderabad

Date:-31-12-2025

Place:- Hyderabad

Date:-31-12-2025

DIGILOGIC SYSTEMS LIMITED
(FORMERLY KNOWN AS DIGILOGIC SYSTEMS PRIVATE LIMITED)
CIN: U62099TG2011PLC077933
ANNEXURE – B : RESTATED STATEMENT OF PROFIT AND LOSS

(Rs. Lakhs)

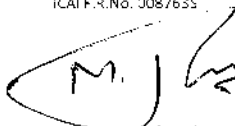
	Particulars	Annexure	For the period ending 30-09-2025	For the year ending 31-03-2025	For the year ending 31-03-2024	For the year ending 31-03-2023
I	Revenue from operations	B.1	1817.73	7205.98	5155.93	5596.23
II	Other income	B.2	10.33	13.35	15.37	15.33
III	Total Income (I+II)		1828.06	7219.33	5171.30	5611.56
IV	Expenses:					
	(a) Cost of materials consumed	B.3	621.61	5091.41	2007.35	3998.07
	(b) Purchase of Stock in Trade		-	-	-	-
	(c) Changes in inventories of finished goods, WIP and stock-in-trade	B.4	118.05	(569.71)	537.08	115.56
	(d) Employee benefits expenses	B.5	484.33	835.19	615.77	534.93
	(e) Finance costs	B.6	68.28	143.09	130.94	124.58
	(f) Depreciation and amortisation expenses	B.7	90.46	170.59	128.15	149.99
	(g) Other expenses	B.8	218.22	463.49	429.98	391.51
	Total expenses		1610.95	6134.06	4849.28	5314.64
V	Profit before exceptional and extraordinary items and tax (II – IV)		217.11	1085.27	322.02	296.92
VI	Exceptional Items		-	-	-	-
VII	Profit before extraordinary items and tax (V – VI)		217.11	1085.27	322.02	296.92
VIII	Extraordinary Items		-	-	-	-
IX	Profit before tax (VII- VIII)		217.11	1085.27	322.02	296.92
X	Tax expense:					
	(1) Current tax		68.20	277.82	87.68	35.33
	(2) Deferred tax	A.9.1	(12.34)	(10.53)	(5.61)	(9.94)
	(3) Prior Period Taxes		-	6.63	-	4.01
XI	Profit for the period from continuing operations (IX-X)		161.26	811.35	239.96	217.51
XII	Profit / (Loss) from discontinuing operations		-	-	-	-
XIII	Tax expense of discontinuing operation		-	-	-	-
XIV	Profit/(loss) from Discontinuing operations (after tax) (XII-XIII)		-	-	-	-
XV	Profit for the period (XI + XIV)		161.26	811.35	239.96	217.51
XVI	Earnings per equity share:					
	Face value per equity shares Rs 2/- fully paid up:					
	(1) Basic (Value in Rs.)	B.9	0.72	3.89	1.20	1.09
	(2) Diluted (Value in Rs.)	B.9	0.72	3.89	1.20	1.09

Significant accounting policies

Annexure-D


Significant Accounting policies and Annexures referred to above form an integral part of the Financial Statements.


As per our report of even date
For **B Srinivasa Rao & Co.,**
Chartered Accountants
ICAI F.R.No. 3087635



M. Ranga Raju Chowdary
Partner
M.No.: 243733




For & On Behalf of the Board
DIGILOGIC SYSTEMS LIMITED


Madhusudhan Varma Jetty
Director
DIN : 02247769


Radhika Varma Jetty
Director
DIN : 03370284


Kameswara Rao Vempati
Company Secretary
M. No.: AE0095


Jayashree Vadakattu
Chief Financial Officer
PAN: *****6452H

Place: Hyderabad
Date:-31-12-2025

Place:- Hyderabad
Date:-31-12-2025

Place:- Hyderabad
Date:-31-12-2025

DIGILOGIC SYSTEMS LIMITED
(FORMERLY KNOWN AS DIGILOGIC SYSTEMS PRIVATE LIMITED)
CIN: U62099TG2011PLC077933
ANNEXURE – C: RESTATED STATEMENT OF CASH FLOWS

(Rs. Lakhs)

Particulars	For the period ending 30-09-2025	For the year ending 31-03-2025	For the year ending 31-03-2024	For the year ending 31-03-2023
A. CASH FLOW FROM OPERATING ACTIVITIES				
Net profit before tax and extraordinary items	217.11	1985.27	322.02	296.92
Adjustments for:				
Depreciation and amortisation expense	90.46	170.59	128.15	149.99
Profit on sale of Property, Plant and Equipment	-	(0.13)	(3.10)	-
Interest on Fixed Deposits	(5.34)	(12.75)	(8.70)	(7.42)
Rental Income	(0.72)	-	-	-
Interest and other finance costs (Other than Interest on Income Tax)	66.83	137.19	127.81	122.17
Unrealised loss on foreign exchange	-	0.09	-	-
Interest on Income tax	1.45	5.90	3.13	2.41
Gratuity Expense	25.75	32.33	9.67	34.49
Gratuity paid	-	(35.69)	(5.74)	(34.22)
Operating profit before working capital changes	395.55	1382.80	573.24	564.34
Changes in working capital:				
Increase / (Decrease) in trade payable	(1406.65)	807.30	(4.67)	(505.63)
Increase / (Decrease) in short term provisions (Other than Provision for income tax & Provision for Gratuity)	(1.00)	0.50	-	(0.50)
Increase / (Decrease) in other current liabilities	(307.13)	186.41	45.01	82.07
(Increase) / Decrease in other current assets (Other than Balances with Income Tax Authorities)	(76.61)	39.56	(51.60)	208.05
(Increase) / Decrease in short term loan and advances	(80.32)	25.88	(33.20)	30.21
(Increase) / Decrease in trade receivables	2403.23	(2405.84)	(425.91)	(1059.70)
(Increase) / Decrease in inventories	(569.47)	(799.31)	509.26	104.34
Net (Increase) / Decrease in Working Capital	(37.94)	(2145.51)	38.89	(1141.15)
CASH FLOW FROM / (USED IN) OPERATING ACTIVITIES	357.61	(762.71)	612.13	(576.81)
Adjustment for Net Income Tax paid	(37.50)	(289.07)	(62.68)	(88.50)
NET CASH FLOW FROM / (USED IN) OPERATING ACTIVITIES	320.11	(1051.78)	549.45	(665.32)
B. CASH FLOW FROM INVESTING ACTIVITIES				
Purchase of Property, Plant and Equipment & Intangible Assets	(162.51)	(220.76)	(91.08)	(33.68)
Sale proceeds of Property, Plant and Equipment	0.57	26.91	6.39	-
Capital Advance paid	(967.56)	(248.16)	(78.39)	-
Interest Income received	5.34	12.75	8.70	7.42
Rental Income received	0.72	-	-	-
Security Deposits given	-	(0.36)	(2.00)	(2.93)
(Increase) / Decrease in Capital Work In Progress (Other than capitalised finance costs)	(13.39)	-	-	-
(Increase) / Decrease in Term Deposits with Banks	56.39	(82.96)	19.06	(33.49)
NET CASH FLOW FROM / (USED IN) INVESTING ACTIVITIES	(1080.44)	(512.59)	(137.31)	(62.68)
C. CASH FLOW FROM FINANCING ACTIVITIES				
Interest and other finance costs (including capitalised costs)	(98.27)	(146.17)	(129.66)	(122.17)
Proceeds from Long Term Borrowings	845.65	169.53	172.30	80.00
Proceeds from Short Term Borrowings	270.21	717.99	50.00	697.16
Repayments of Long Term Borrowings	(121.08)	(264.25)	(453.30)	(147.17)
Repayments of Short Term Borrowings	(125.00)	(100.00)	(50.00)	(100.00)
Proceeds from issue of Equity Shares (including Securities Premium)	-	1186.21	-	-
NET CASH FLOW FROM / (USED IN) FINANCING ACTIVITIES	771.51	1563.31	(410.66)	407.82
NET INCREASE / (DECREASE) IN CASH & CASH EQUIVALENTS (A+B+C)	11.18	(1.06)	1.48	(320.18)
Cash and Cash equivalents at beginning of the period	0.95	2.00	0.52	320.70
Cash and Cash equivalents at end of the period	12.12	0.95	2.00	0.52
D. Components of Cash and Cash equivalents (Refer Annexure-A.15)				
Cash on hand	0.38	0.66	0.52	0.18
Balances with banks				
In current accounts	11.75	0.29	1.49	0.35
Bank deposits with less than 3 Months maturity	-	-	-	-
Total	12.12	0.95	2.00	0.52

This Cash Flow Statement has been prepared as per "Indirect Method" as prescribed by AS-3 (revised) "Cash Flow Statements"

As per our report of even date
For **B Srinivasa Rao & Co.,**
Chartered Accountants
ICAI F.R.No. 0087635

M. Ranga Raj Chowdary
Partner
M.No., 243733



For & On Behalf of the Board
DIGILOGIC SYSTEMS LIMITED

Madhusudhan Varma Jotthy
Director
DIN: 02247769

Radhika Varma Jotthy
Director
DIN: 03570284

Kameswara Rao Vempati
Company Secretary
M. No.: A60095

Sri Harsha Vadakattu
Chief Financial Officer
PAN: AAKK6452W

Place - Hyderabad
Date - 31-12-2025

Place - Hyderabad
Date - 31-12-2025

Place - Hyderabad
Date - 31-12-2025

DIGILOGIC SYSTEMS LIMITED
(FORMERLY KNOWN AS DIGILOGIC SYSTEMS PRIVATE LIMITED)
CIN: U62099TG2011PLC077933

ANNEXURE – D: SIGNIFICANT ACCOUNTING POLICIES AND NOTES TO RESTATED FINANCIAL STATEMENTS

A. CORPORATE INFORMATION:

Our company was originally formed as a Partnership firm in the name and style of "M/s. DIGILOGIC SYSTEMS" under the provisions of The Partnership Act 1932 vide FRN 1739 and partnership deed dated 8th of May 2007 and converted to a Private Limited Company in the name and style of "DIGILOGIC SYSTEMS PRIVATE LIMITED" under the provisions of the Companies Act 1956 on 9th December 2011 and received certificate of incorporation (CIN: U72200TG2011PTC077933) from the Registrar of Companies, Hyderabad to engage in the design, development, manufacture, assembly, integration, testing, servicing, overhaul, upgrade, import, export, and supply of systems, platforms, subsystems, and components including but not limited to Automated Test Equipment (ATE), Checkout Systems, RF Simulators, System Evaluators, System Engineering & Deployments, Data Acquisition Systems, Static Test Beds, Maintenance, Repair & Overhaul Services (MRO).

Subsequently, our Company was converted into a public limited company pursuant to a special resolution passed by our Shareholders at an Extra-ordinary General Meeting held on June 18, 2025, and the name of the company was converted to "DIGILOGIC SYSTEMS LIMITED" and a fresh certificate of incorporation (CIN: U62099TG2011PLC077933) consequent upon conversion dated July 1, 2025, was issued by the Central Processing Centre, Registrar of Companies.

B. Basis of preparation of restated financial statements

Restated Financial statements are prepared under the historical cost convention, on accrual basis by using Going Concern assumptions of accounting in accordance with the accounting principles generally accepted in India and in compliance with the provisions of Companies Act 2013, and comply with the mandatory accounting standards specified under Section 133 of the Companies Act, 2013 ('Act') read with Rule 7 of the Companies (Accounts) Rules, 2014 and rules made thereunder as amended from time to time.

The Restated Statements of Assets and Liabilities of the company as at 30th September, 2025; 31st March, 2025; 31st March, 2024 and 31st March, 2023; the Restated Statement of Profit and Loss and Restated Statement of Cash Flows of the Company for the period ending on 30th September, 2025 and for the years ending on 31st March, 2025, 31st March, 2024 and 31st March, 2023 and the annexure thereto (collectively, the "Restated Financial Statements") have been extracted by the management from the Audited Financial Statements of the Company.

The restated financial statements of the company have been prepared and presented in accordance with the Generally Accepted Accounting Principles (GAAP) which comprises the Accounting Standards notified u/s 133 of the Companies Act, 2013. The accounting policies have been framed, keeping in view the fundamental accounting assumptions of Going Concern, Consistency and Accrual, as also basic considerations of Prudence, Substance over form, and Materiality. These have been applied consistently, except where a newly issued accounting standard is initially adopted or a revision in the existing accounting standards require a revision in the accounting policy so far in use. The need for such a revision is evaluated on an ongoing basis.

The restated financial information has been prepared for inclusion in the Draft Red Herring Prospectus / Red Herring Prospectus ("DRHP" / "RHP" or "Offer document") to be filed by the company with the Securities and Exchange Board of India, Bombay Stock Exchange ('BSE') & Registrar of Companies, Hyderabad in connection with proposed Initial Public Offering of its equity shares of face value of Rs.2 each of the company comprising a fresh issue of equity shares, in accordance with the requirements of the section 26 of Part I of Chapter III of the Companies Act, 2013; Securities and Exchange Board of India (Issue of Capital and Disclosure Requirements) Regulations, 2018, as amended ("SEBI ICDR Regulations"); and the guidance note on reports in company prospectuses (revised 2019) issued by the Institute of Chartered Accountants of India ("ICAI").

The Restated Financial Statements have been prepared on a going concern basis, in as much as the management intends neither to liquidate the company nor to cease operations. Accordingly, assets, liabilities, income and expenses are recorded on a Going Concern basis.

The Restated Financial statements of the company are presented in Indian Rupee ("INR"), which is company's functional currency, and the values are rounded to nearest lakhs (₹00,000) except where otherwise indicated.

C. Use of estimates

The preparation of restated financial statements requires the management of the Company to make estimates and assumptions that effect the reported balances of assets and liabilities as at the date of the financial statements and reported amounts of revenue and expenses during the reporting period. Difference between the actual results and estimates are recognized in the year in which results are known/ materialized.

D. CURRENT AND NON CURRENT CLASSIFICATION:

The Schedule III to the Act requires assets and liabilities to be classified as either current or non-current. The Company presents assets and liabilities in the balance sheet based on current/non-current classification.

Assets:

An asset is classified as current when it satisfies any of the following criteria:

- It is expected to be realised in, or is intended for sale or consumption in, the company's normal operating cycle;
- It is held primarily for the purpose of being traded;
- It is expected to be realised within 12 months after the reporting date; or
- It is cash or cash equivalent unless it is restricted from being exchanged or used to settle a liability for at least 12 months after the reporting date.


Current assets include the current portion of non-current assets. All other assets are classified as non-current.

Liabilities:

A liability is classified as current when it satisfies any of the following criteria:

- It is expected to be settled in the company's normal operating cycle;
- It is held primarily for the purpose of being traded;
- It is due to be settled within 12 months after the reporting date;
- The company does not have an unconditional right to defer settlement of the liability for at least 12 months after the reporting date. Terms of a liability that could, at the option of the counterparty, result in its settlement by the issue of equity instruments do not affect its classification.

Current liabilities include current portion of non-current financial liabilities. All other liabilities are classified as non-current.



E. OPERATING CYCLE:

Operating cycle for the business activities of the company covers the duration of the specific project/contract/product line/service including the defect liability period, wherever applicable and extends up to the realization of receivables (including retention monies) within the agreed credit period. Based on the nature of products and services, and the time between the acquisition of assets and their realization in cash or cash equivalents, the company has ascertained its operating cycle as 12 months for the purposes of current and non-current classification of assets and liabilities.

F. SUMMARY OF SIGNIFICANT ACCOUNTING POLICIES:

The following significant accounting policies are adopted in the preparation and presentation of these restated financial statements:

1 Inventories

inventories consist of Raw materials, Stores & spares; Work-in-Progress and finished goods. Raw materials; Stores & spares and Finished Goods are valued at the lower of Cost or Net realizable value, and the cost formula used for valuation is weighted average basis. Valuation of Work-in-Progress includes costs that are directly related to production such as labour costs, design & development costs and a systematic allocation of fixed, variable production overheads that are incurred in converting materials into finished goods.

2 Cash and Cash Equivalents

Cash comprises of cash on hand and demand deposits with banks and Cash equivalents are short term balances (with an original maturity of three months or less from the date of acquisition). The company considers all highly liquid financial instruments, which are readily convertible into known amounts of cash which are subject to insignificant risk of changes in value.

3 Property, Plant & Equipment

- Property Plant & Equipment (PPE) are stated at cost, less accumulated depreciation and impairment losses if any. Costs comprise all expenses incurred to bring the assets to its present location and condition. Borrowing cost directly attributable to the acquisition / construction is included in the cost of fixed assets. Cost of Property plant & equipment are recognized only if it is probable that future economic benefits associated with the asset will flow to the entity and cost can be reliably measured.

Subsequent expenditures related to an item of property plant & equipment are added to its book value only if they increase the future economic benefits from the existing asset beyond its previously assessed standard of performance.

- The expenditure incurred on property plant and equipment which are in the process of construction or completion such as construction of building, etc. that are not ready for intended use at the reporting date are presented as Capital Work in Progress (CWIP). Upon completion or commissioning of such assets and when they are ready to use, the total expenditure incurred for construction/completion is ceased to be classified under CWIP and sent to PPE.

- An item of property, plant and equipment is derecognized upon disposal or when no future economic benefits are expected to arise from the continued use of the asset. Any gain or loss arising on the disposal or retirement of an item of property, plant and equipment is determined as the difference between the sales proceeds and the carrying amount of the asset and is recognized in statement of profit and loss.

4 Intangible Assets

Intangible assets are recognized when it is probable that the future economic benefits that are attributable to the asset will flow to the enterprise and the cost of the asset can be measured reliably. Intangible assets are stated at cost of acquisition net of recoverable taxes less accumulated amortisation/depletion. All costs, including financing costs till commencement of commercial production, net charges on foreign exchange contracts and adjustments arising from exchange rate variations attributable to the intangible assets are capitalised.

5 Impairment Loss

At each balance sheet date, the Company reviews the carrying amount of its Property, Plant & Equipment to determine whether there is any indication that those assets suffered an impairment loss. If any such indication exists, the recoverable amount of the assets is estimated in order to determine the extent of impairment loss. An impairment loss is recognized wherever the carrying amount of an asset exceeds its recoverable amount. Recoverable amount is the higher of an asset's net selling price and value in use. In assessing value in use, the estimated future cash flows expected from the continuing use of the assets and from its disposal are discounted to their present value using a pre-tax discount rate that reflects the current market assessments of time value of money and the risks specific to the assets.

6 Depreciation / Amortisation

Depreciation on Property Plant & Equipment is charged so as to write-off the cost of the assets over its useful life and depreciation rates as per schedule II of the Companies Act 2013 using the WDV method of Depreciation. Depreciation on additions to / deletions from fixed assets made during the year is provided on pro-rata basis from / up to the date of such addition / deletion as the case may be. In case of impairment, depreciation is provided on revised carrying amount over its remaining useful life. Amortisation of Intangible assets is calculated on Straight Line method based on estimated useful life.

Useful lives of the Property, Plant and Equipment estimated by the management are as follows:

Particulars	Estimated useful life (in years)
Buildings (Refer Note (a) below)	30
Plant & Machinery	15
Furniture & Fittings	10
Vehicles	8
Office Equipment	5
Software & Licenses	5
Computers & Data Processing Units	3



Note :

(a) Buildings include certain amounts capitalised towards 'interiors', for which the management has estimated a useful life of 10 years, as the cost of this component is significant in relation to the total cost of the asset and its useful life differs from that of the remaining building structure, which is depreciated over 30 years.

(b) Leasehold Improvements are depreciated over an estimated useful life of 3 years or actual lease term whichever is lower.

(c) Software & Licenses include some of the licenses with a useful life of 3 years and are amortised on that basis.

7 Investments

Investments that are readily realizable and intended to be held for not more than a year from the date on which such investments are made, are classified as current investments. All other investments are classified as non-current investments. On initial recognition, all investments are measured at cost. The cost comprises purchase price and directly attributable acquisition charges such as brokerage, fees and duties.

Current investments are carried in the financial statements at lower of cost and fair value determined on an individual investment basis. Long-term investments are carried at cost. However, provision for diminution in value is made to recognize a decline other than temporary in the value of the investments. On disposal of an investment, the difference between its carrying amount and net disposal proceeds is charged or credited to the statement of profit and loss.

8 Leases

Where the company is a lessee, Leases, where the lessor effectively retains substantially all the risks and the benefits of ownership of the leased assets are classified as operating leases. Operating lease payments are recognized as an expense in the statement of profit and loss on a straight-line basis over the lease term.

9 Revenue Recognition

The company follows generally accepted accounting principles for recognizing revenue from operations i.e., on an accrual basis when it is earned and no significant uncertainty exists as to its ultimate collection.

a. Sale of Products:

Revenue from products are recognized when the property in goods are transferred to the buyer i.e., when the significant risks and rewards of ownership have been transferred, continuing managerial involvement usually associated with ownership and effective control have been ceased, the amount of revenue can be measured reliably, and the costs incurred or to be incurred in respect of the transaction can be measured reliably.

b. Sale of Services:

The Company recognizes revenue from sale of services when the significant terms of the arrangement are enforceable, services have been delivered and the collectability is reasonably assured. Revenue from maintenance contracts is recognized proportionately over the period of the contract using the proportionate completion method. In case the services are performed through an indeterminate number of repetitive acts over a specified period of time, revenue is recognised on a straight-line basis over the specified period, viz., monthly / quarterly / half-yearly / yearly etc., as per the terms of the contracts agreed with respective customers from time to time. Revenues in excess of billing are recognised as "Unbilled revenues" wherever the recognition criteria is met as per the terms of contracts agreed with the customers.

Interest income is recognized on time proportion basis, when it is accrued and due for payment. The capital gains on sale of investment if any are recognized on completion of transaction. No notional profits/losses are recognized on such investments.

10 Employee Benefit Expenses

a. Short Term Employee Benefits:

Short term employee benefits are recognized as an expense at the undiscounted amount in the statement of Profit and loss for the year which includes benefits like salary, wages, bonus, other expenses incurred while rendering their services. These benefits are recognized as expenses in the period in which the employee renders the related service. These benefits include compensated absences such as paid annual leave and performance incentives.

b. Post Employment Benefits:

Retirement benefit in the form of provident fund and gratuity are defined contribution and defined benefit plans respectively. The Company recognizes contribution payable to the provident fund scheme as an expenditure, when an employee renders the related service. The company identifies all of its permanent employees who are aged not less than 18 years and not more than 58 years as eligible employees for the payment of gratuity and has obliged to pay the gratuity benefit, upon termination, retirement or death of any such eligible employee, as per the applicable provisions of the Payment of Gratuity Act, 1972 and rules made thereunder amended from time to time. The company has obtained qualifying insurance policies with respect to meeting the gratuity claims of employees and recognizes the amount of provision required to be made towards Gratuity as an expenditure each year in the restated P&L as per the Actuarial reports received from Independent Actuary for each year. The net difference between the accrued provision is net off from the fair value of plan assets and the surplus/(deficit) if any is disclosed in the restated statement of assets and liabilities of the company as the net asset or liability for the reporting period in accordance with AS-15.

11 Foreign Currency Transactions

Transactions denominated in foreign currencies are recorded at the exchange rate prevailing at the date of the transaction. Monetary assets and liabilities denominated in foreign currencies at the year end are restated at a closing rate on the date of the balance sheet.

Any exchange difference on account of settlement of foreign currency transaction and restatement of monetary assets and liabilities denominated in foreign currency is recognized in the statement of Profit & loss in the year in which they arise.



[Handwritten signature]



12 Borrowing Costs

Borrowing cost includes interest and amortization of ancillary costs incurred in connection with the arrangement of borrowings. Borrowing costs directly attributable to the acquisition, construction or production of an asset that necessarily takes a substantial period of time to get ready for its intended use or sale are capitalized as part of the cost of the respective asset. All other borrowing costs are expensed in the period they occur.

13 Accounting for Taxes on Income

Tax expense comprises of current and deferred tax. Current income tax is measured at the amount expected to be paid to the tax authorities in accordance with the Income-tax Act, 1961 enacted in India. The tax rates and tax laws used to compute the amount are those that are enacted or substantively enacted, at the reporting date.

Deferred income taxes reflect the impact of timing differences between taxable income and accounting income originating during the current year

- a. and reversal of timing differences for the earlier years. Deferred tax is measured using the tax rates and the tax laws enacted or substantively enacted at the reporting date.

Deferred tax liabilities are recognized for all taxable timing differences. Deferred tax assets are recognized for deductible timing differences only to

- b. the extent that there is reasonable certainty that sufficient future taxable income will be available against which such deferred tax assets can be realized. In situations where the Company has unabsorbed depreciation or carry forward tax losses, all deferred tax assets are recognized only if there is virtual certainty supported by convincing evidence that they can be realized against future taxable profits.

The carrying amount of deferred tax assets are reviewed at each reporting date. The company writes-down the carrying amount of a deferred tax asset to the extent that it is no longer reasonably certain or virtually certain, as the case may be, that sufficient future taxable income will be available against which deferred tax asset can be realized. Any such write-down is reversed to the extent that it becomes reasonably certain or virtually certain, as the case may be, that sufficient future taxable income will be available.

14 Provisions, Contingent Liabilities and Contingent Assets

Provisions are recognized only when there is a present obligation as a result of past events and when a reliable estimate of the amount of obligation can be made. These are reviewed at each balance sheet date and adjusted to reflect the current best estimates.

A Contingent liability is disclosed for:

- a. Possible obligation which will be confirmed only by future events not wholly within the control of the Company, or
- b. Present obligations arising from the past events where it is not probable that an outflow of resources will be required to settle the obligation or a reliable estimate of the amount of the obligation cannot be made.
- c. Where there is a possible obligation or a present obligation that the likelihood of outflow of resources is remote, no provision or disclosure is made.

A contingent asset is neither recognized nor disclosed in the financial statements since this may result in the recognition of income that may never be realized.

15 Earnings Per Share

Basic earnings per share is computed by dividing the profit/(loss) after tax (including the post-tax effect of extraordinary items, if any) by the weighted average number of equity shares outstanding during the year.

Diluted earnings per share is computed by dividing the profit/(loss) after tax (including the post tax effect of extraordinary items, if any) as adjusted for dividend, interest and other charges to expense or income relating to the dilutive potential equity shares, by the weighted average number of equity shares considered for deriving basic earnings per share and the weighted average number of equity shares which could have been issued on the conversion of all dilutive potential equity shares.

Potential equity shares are deemed to be dilutive only if their conversion to equity shares would decrease the net profit per share from continuing ordinary operations. Potential dilutive equity shares are deemed to be converted as at the beginning of the period, unless they have been issued at a later date. The dilutive potential equity shares are adjusted for the proceeds receivable had the shares been actually issued at fair value (i.e. average market value of the outstanding shares). Dilutive potential equity shares are determined independently for each period presented. The number of equity shares and potentially dilutive equity shares are adjusted for share splits/reverse share splits and bonus shares, as appropriate.

16 Cash Flows

Cash flows are reported using the indirect method, whereby profit before tax is adjusted for the effects of transactions of non-cash nature such as depreciation, provisions, and unrealized foreign exchange gains and losses, any deferrals or accruals of past or future operating cash receipts or payments and item of income or expenses associated with investing or financing cash flows. Cash flows from operating, investing and financing activities of the Company are presented, accordingly.



17 Segment Accounting

- a. The business segment has been considered as the primary segment.
- b. The Company's primary business segments are reflected based on principal business activities, the nature of service, the differing risks and returns, the organization structure and the internal financial reporting system.
- c. The Company's primary business includes design, development, fabrication and supply of software-based automated test equipment. This is the only segment as envisaged in Accounting Standard 17: 'Segment Reporting' therefore disclosure for Segment reporting is not applicable.

18 Events occurring after the Balance Sheet Date


Material events occurring after the balance sheet are considered up to the date of approval of the accounts by the board of directors.

G. Changes in Accounting policies in the Financial Years covered in the Restated Financial Statements:

There have been no changes in the accounting policies of the company for the years covered in the restated financial statements.

As per our report of even date
For B Srinivasa Rao & Co.,
Chartered Accountants
ICAI F.R.No. 0087635

M. Ranga Rai Chowdary
Partner
M.No.: 243733



Place: Hyderabad
Date: 31-12-2025

For & On Behalf of the Board
DIGILOGIC SYSTEMS LIMITED

Madhusudhan Varma Jetty
Director
DIN : 02247769

Radhika Varma Jetty
Director
DIN : 02370284

Kameswara Rao Vemaga
Company Secretary
M. No.. A60095

Sri Harsha Vadakattu
Chief Financial Officer
PAN: ****6452H

Place:- Hyderabad
Date:-31-12-2025

Place:- Hyderabad
Date: 31-12-2025

DIGILOGIC SYSTEMS LIMITED
(FORMERLY KNOWN AS DIGILOGIC SYSTEMS PRIVATE LIMITED)
CIN: U62099TG2011PLC077933

ANNEXURE - A.1 : Restated Statement of Share Capital

Particulars	(Rs. Lakhs)			
	As at 30-09-2025	As at 31-03-2025	As at 31-03-2024	As at 31-03-2023
SHARE CAPITAL:				
Authorized Share Capital				
5,00,00,000 Equity shares of Rs. 2/- each	1000.00	600.00	200.00	200.00
(For FY 2024-25 - 60,00,000 Equity Shares of Rs.10/- each and For FY 2023-24 & FY 2022-23 - 20,00,000 Equity shares of Rs.10/- each)				
Issued, Subscribed and Fully Paid-up Share Capital (Refer Note No A.1.5 (11))				
2,22,52,630 Equity shares of Rs. 2/- each	445.05	445.05	200.00	200.00
(For FY 2024-25 - 44,50,526 Equity Shares of Rs.10/- each and For FY 2023-24 & FY 2022-23 - 20,00,000 Equity shares of Rs.10/- each)				
Total paid-up share capital	445.05	445.05	200.00	200.00

A.1.1 Reconciliation of number of shares

Particulars	As at 30-09-2025		As at 31-03-2025		As at 31-03-2024		As at 31-03-2023	
	No. of Shares**	(Rs. Lakhs)	No. of Shares*	(Rs. Lakhs)	No. of Shares*	(Rs. Lakhs)	No. of Shares*	(Rs. Lakhs)
Equity shares								
Opening balance	44,50,526	445.05	20,00,000	200.00	20,00,000	200.00	20,00,000	200.00
Changes during the year	1,78,02,104		24,50,526	245.05	-	-	-	-
Closing balance	2,22,52,630	445.05	44,50,526	445.05	20,00,000	200.00	20,00,000	200.00

* Number of shares as at 31.03.2025; 31.03.2024 and 31.03.2023 are disclosed as @ Rs.10 each

** Closing Number of shares as at 30.09.2025 are disclosed as @Rs 2 each after giving the effect of Share split as disclosed in detail in Note No.11 of A.1.5 section below

A.1.2 Details of Shareholding more than 5% of the aggregate shares in the company

Name of the Shareholder	As at 30-09-2025		As at 31-03-2025		As at 31-03-2024		As at 31-03-2023	
	No. of Shares	% of total shareholding	No. of Shares*	% of total shareholding	No. of Shares*	% of total shareholding	No. of Shares*	% of total shareholding
Madhusudhan Varma Jetty	1,35,15,000	60.73%	27,03,000	60.73%	16,60,000	83.00%	16,60,000	83.00%
Radhika Varma Jetty	60,77,500	27.31%	6,80,000	15.28%	3,40,000	17.00%	3,40,000	17.00%
Shashank Varma Jetty	50,000	0.22%	3,00,000	6.74%	-	-	-	-
Negen Undiscovered Value Fund	14,25,515	6.41%	2,85,103	6.41%	-	-	-	-
Hitesh Varma Jetty	50,000	0.22%	2,85,000	6.40%	-	-	-	-
	2,11,18,015	94.90%	42,53,103	95.56%	20,00,000	100.00%	20,00,000	100.00%

* Number of shares as at 31.03.2025; 31.03.2024 and 31.03.2023 are disclosed as @ Rs.10 each

A.1.3 Shares held by Promoters

As at 30-09-2025				
Sr No.	Promoter's Name	No. of shares	% of total shares	% Change during year
1	Madhusudhan Varma Jetty	1,35,15,000	60.73%	0.00%
2	Radhika Varma Jetty	60,77,500	27.31%	12.03%
3	Shashank Varma Jetty	50,000	0.22%	-6.52%
4	Hitesh Varma Jetty	50,000	0.22%	-6.18%

As at 31-03-2025				
Sr No.	Promoter's Name	No. of shares	% of total shares	% Change during year
1	Madhusudhan Varma Jetty	27,03,000	60.73%	-22.27%
2	Radhika Varma Jetty	6,80,000	15.28%	-1.72%
3	Shashank Varma Jetty	3,00,000	6.74%	6.74%
4	Hitesh Varma Jetty	2,85,000	6.40%	6.40%

As at 31-03-2024				
Sr No.	Promoter's Name	No. of shares	% of total shares	% Change during year
1	Madhusudhan Varma Jetty	16,60,000	83.00%	-
2	Radhika Varma Jetty	3,40,000	17.00%	-

As at 31-03-2023				
Sr No.	Promoter's Name	No. of shares	% of total shares	% Change during year
1	Madhusudhan Varma Jetty	16,60,000	83.00%	-
2	Radhika Varma Jetty	3,40,000	17.00%	-



A

B



A.1.4 Terms/rights attached to equity shares:


- i) The company has only one class of shares referred to as equity shares having a par value of Rs. 2/- each as at 30th September, 2025
- ii) Each holder of equity shares is entitled to one vote per share
- iii) In the event of liquidation, the equity shareholders are eligible to receive the remaining assets of the Company after distribution of all preferential amounts, in proportion to their shareholding.

A.1.5 Other disclosures relating to Share Capital

- 1. The company does not have any holding and subsidiary companies and hence the disclosure relating to shares held by any holding company or ultimate holding company or subsidiaries or associate companies is not applicable
- 2. The company does not have any shares reserved for issue under options and contracts/commitments for the sale of shares / disinvestment as at the end of each financial year for the reporting periods
- 3. The company does not have any securities convertible into equity / preference shares issued as at the end of each financial year for the reporting periods
- 4. There are no calls unpaid by the Directors or officers of the company
- 5. The company does not have any forfeited shares as at the end of each financial year for the reporting periods
- 6. For a period of 5 years immediately preceding the dates as at which this restated balance sheet is prepared:
 - (A) The company does not have any class of shares allotted as fully paid up pursuant to a contract without payment being received in cash
 - (B) The company does not have any class of shares allotted as fully paid up by way of bonus shares except the 20,00,000 bonus shares allotted in the ratio of 1:1 vide Members' resolution dated 07.09.2024 (1 Equity share for every 2 Equity share held by each shareholder)
 - (C) The company has not bought back any class of shares
- 7. The Authorised share capital of the company has been increased from Rs.2,00,00,000/- divided into 20,00,000 equity shares of Rs10 each to Rs.6,00,00,000/- divided into 60,00,000 equity shares of Rs.10 each vide the Extraordinary General Meeting held on 12.08.2024 and subsequently increased to Rs.10,00,00,000/- divided into 1,00,00,000 equity shares of Rs.10 each vide the Extraordinary General Meeting held on 18.06.2025.
- 8. The company has made a private placement of equity shares of 2,55,319 equity shares of face value of Rs.10 each fully paid up at face value of Rs.10 each and Securities Premium of Rs.283.76 each vide special resolution passed in the shareholders meeting held on 22.09.2024
- 9. The company has made a private placement of equity shares of 1,70,207 equity shares of face value of Rs.10 each fully paid up at face value of Rs.10 each and Securities Premium of Rs.283.76 each vide special resolution passed in the shareholders meeting held on 31.12.2024.
- 10. The company has made a private placement of equity shares of 25,000 equity shares of face value of Rs.10 each fully paid up at face value of Rs.10 each and Securities Premium of Rs.283.76 each vide special resolution passed in the shareholders meeting held on 12.02.2025.
- 11. The Company has sub-divided its equity shares from a face value of ₹10 each to ₹2 each, pursuant to the approval of the shareholders vide ordinary resolution dated 25.07.2025. Subsequent to the share split, the revised Authorised share capital of the company is Rs.10,00,00,000/- divided into 5,00,00,000 shares of Rs.2 face value each and Paid-up capital of the company is Rs.4,45,05,260/- divided into 2,22,52,630 shares of Rs.2 face value each. In order to comply with the provisions of AS-20 (Earnings Per Share), the Basic and Diluted Earnings Per Share are calculated after considering the Share split effect for the FY 2024-25; FY 2023-24 and FY 2022-23.



[Handwritten signature]



DIGILOGIC SYSTEMS LIMITED
(FORMERLY KNOWN AS DIGILOGIC SYSTEMS PRIVATE LIMITED)
CIN : U62099TG2011PLC077933

ANNEXURE – A.2 : Restated Statement of Reserves and Surplus

(Rs. Lakhs)

Particulars	As at 30-09-2025	As at 31-03-2025	As at 31-03-2024	As at 31-03-2023
Securities Premium				
Opening balance	1141.15			
Add:- Additions during the year		1141.15		
Closing balance	1141.15	1141.15		
Surplus in the Profit and Loss account				
Opening balance	1759.80	1148.45	909.50	690.99
Add:- Additions during the year	161.26	821.35	139.86	217.51
Less:- Bonus shares issued during the year		200.00		
Closing balance	1921.06	1759.80	1148.45	908.50
Total	3062.22	2900.96	1148.45	908.50

ANNEXURE – A.3 : Restated Statement of Long Term Borrowings

(Rs. Lakhs)

Particulars	As at 30-09-2025	As at 31-03-2025	As at 31-03-2024	As at 31-03-2023
Term loans				
from banks				
- secured	1045.79	321.22	335.94	414.70
- unsecured				
Loans and advances from related parties				
- secured				
- unsecured			80.00	80.00
Total	1045.79	321.22	415.94	494.70
Less: Current Maturities of Long Term Borrowings	64.49	65.24	171.04	169.48
Total	981.30	255.99	244.90	325.22

Note: Refer Annexure - A.3.1 & A.3.2 for nature of security, terms of repayment and guarantee details

ANNEXURE – A.4 : Restated Statement of Long Term Provisions

(Rs. Lakhs)

Particulars	As at 30-09-2025	As at 31-03-2025	As at 31-03-2024	As at 31-03-2023
Provision for Gratuity (refer Note No.5 under Additional Disclosures)	19.22			
Others				
Total	19.22			

ANNEXURE – A.5 : Restated Short Term Borrowings

(Rs. Lakhs)

Particulars	As at 30-09-2025	As at 31-03-2025	As at 31-03-2024	As at 31-03-2023
Loans repayable on demand				
from banks				
- secured	1158.13	1012.91	394.92	597.15
- unsecured				
Loans and advances from related parties				
- secured				
- unsecured				
Current Maturities of Long Term Debt (Refer Annexure - A.3)	64.49	65.24	171.04	169.48
Total	1222.61	1078.15	565.96	766.64

Note: Refer Annexure - A.3.1 & A.3.2 for nature of security, terms of repayment and guarantee details

ANNEXURE – A.6 : Restated Statement of Trade Payables

(Rs. Lakhs)

Particulars	As at 30-09-2025	As at 31-03-2025	As at 31-03-2024	As at 31-03-2023
Total outstanding dues of micro enterprises and small enterprises	1.94	183.01	43.43	32.32
Total outstanding dues of creditors other than micro enterprises and small enterprises	557.04	1782.62	1114.81	1130.59
Total	558.98	1965.63	1158.24	1162.91



SUB ANNEXURE – A.6.1 : Ageing of Restated Statement of Trade Payables

Particulars	As at 30-09-2025						(Rs. Lakhs)
	Unbilled	Not Due	Outstanding for following periods from due date of payment				Total
			Less than 1 year	1-2 years	2-3 years	More than 3 years	
(i) MSME	-	-	1.94	-	-	-	1.94
(ii) Others	-	-	554.03	3.00	-	-	557.04
(iii) Disputed dues- MSME	-	-	-	-	-	-	-
(iv) Disputed dues - Others	-	-	-	-	-	-	-
TOTAL	-	-	555.98	3.00	-	-	558.98

Particulars	As at 31-03-2025						(Rs. Lakhs)
	Unbilled	Not Due	Outstanding for following periods from due date of payment				Total
			Less than 1 year	1-2 years	2-3 years	More than 3 years	
(i) MSME	-	-	183.01	-	-	-	183.01
(ii) Others	-	-	1782.55	0.10	-	-	1782.62
(iii) Disputed dues- MSME	-	-	-	-	-	-	-
(iv) Disputed dues - Others	-	-	-	-	-	-	-
TOTAL	-	-	1965.53	0.10	-	-	1965.63

Particulars	As at 31-03-2024						(Rs. Lakhs)
	Unbilled	Not Due	Outstanding for following periods from due date of payment				Total
			Less than 1 year	1-2 years	2-3 years	More than 3 years	
(i) MSME	-	-	43.43	-	-	-	43.43
(ii) Others	-	-	1114.81	-	-	-	1114.81
(iii) Disputed dues- MSME	-	-	-	-	-	-	-
(iv) Disputed dues - Others	-	-	-	-	-	-	-
TOTAL	-	-	1158.24	-	-	-	1158.24

As at 31-03-2023							(Rs. Lakhs)
Particulars	Unbilled	Not Due	Outstanding for following periods from due date of payment				
			Less than 1 year	1-2 years	2-3 years	More than 3 years	Total
(i) MSME			32.32				32.32
(ii) Others			1130.59				1130.59
(iii) Disputed dues- MSME							
(iv) Disputed dues - Others							
TOTAL			1162.91				1162.91



SUB ANNEXURE – A.6.2 : Other disclosures relating to dues to suppliers registered under the MSMED Act, 2006 by virtue of MCA Notification dated 04.09.2015


(Rs. Lakhs)				
Particulars	As at 30-09-2025	As at 31-03-2025	As at 31-03-2024	As at 31-03-2023
(a) The principal amount and the interest due thereon remaining unpaid to any supplier as at the end of the accounting year	1.94	193.01	43.43	32.32
(b) The amount of the interest paid by the buyer under the MSMED Act, 2006 along with the amounts of payments made to the supplier beyond the appointed day during each accounting year	-	-	-	-
(c) The amount of the interest due and payable for the period (where the principal has been paid but interest under the MSMED Act, 2006 not paid)	-	-	-	-
(d) The amount of interest accrued and unpaid at the end of the accounting year	-	-	-	-
(e) The amount of further interest due and payable even in the succeeding year, until such date when the interest dues as above are actually paid to the small enterprise, for the purpose of disallowance as a deductible expenditure under section 23 of MSMED Act, 2006	-	-	-	-
Total	1.94	193.01	43.43	32.32

(Rs. Lakhs)				
ANNEXURE – A.7 : Restated Statement of Other Current Liabilities				
Particulars	As at 30-09-2025	As at 31-03-2025	As at 31-03-2024	As at 31-03-2023
Interest accrued but not due on borrowings	0.88	1.50	0.93	6.74
Advances received from customers	-	-	2.71	6.67
Other Payables				
Statutory Dues Payable	17.90	207.86	93.51	22.97
Salaries and Bonus Payable	0.03	100.90	37.06	45.06
Other Current Liabilities	3.93	19.71	9.36	7.39
Sales commission payable	0.95	0.95	0.95	16.67
Total	23.79	330.92	144.51	99.50

(Rs. Lakhs)				
ANNEXURE – A.8 : Restated Statement of Short Term Provisions				
Particulars	As at 30-09-2025	As at 31-03-2025	As at 31-03-2024	As at 31-03-2023
Provision for Income Tax	131.01	277.32	87.67	84.66
Provision for Audit Fee	1.00	2.00	1.50	1.50
Provision for Gratuity (refer Note No.5 under Additional Disclosures)	7.56	0.84	4.20	0.28
Total	139.57	280.16	93.37	86.44



[Handwritten signature]



Name of the Lender	Purpose	Sanctioned Amount (Amount in Lakhs)	Securities offered	Rate of Interest (Per Annum)	Re-Payment Schedule	Date of sanction / Agreement / latest renewal	Moratorium	Guarantee given if any	Outstanding amount as on 30-09-2025 (Amount in Lakhs)		Outstanding amount as on 31-03-2025 (Amount in Lakhs)		Outstanding amount as on 31-03-2024 (Amount in Lakhs)		Outstanding amount as on 31-03-2023 (Amount in Lakhs)	
									Non Current	Current	Non Current	Current	Non Current	Current	Non Current	Current
Axis Bank	Purchase of Toyota Innova	67.45	Hypothecation of Toyota Car purchased out of loan proceeds	7.25%	To be repaid in 84 Equated monthly installments with first EMI due on 10-12-2023	16-11-2021			23.54	20.91	29.47	9.79	39.76	9.11	48.36	8.47
Axis Bank	Purchase of Skoda Rapid Car	14.70	Hypothecation of Skoda Rapid Car purchased out of loan proceeds	8.70%	To be repaid in 37 monthly installments with first EMI due on 10-10-2020	10-10-2020										1.01
Axis Bank	Purchase of Under Construction Property - Company Guest House	710.00	Mortgage of the property proposed to be purchased out of loan proceeds	REPO + 2.5%	To be repaid in 180 Equated monthly installments of Rs. 2,12,996/- along with 3 months Pre EMI	05-01-2024		Personal Guarantee of J. Madhusudan Varma (Director) J. Radhika Varma (Director)	145.87	6.99	131.18	5.14	57.71	3.10		
Axis Bank	Purchase of office space at 1st floor of 1st & 2nd floors at Uppal	415.00	1. Exclusive charge on entire unencumbered movable fixed assets of the company both present and future 2. Fresh EMI of commercial office space for 102, First floor, 1st & 2nd floors on plot no H-211, D-1/2, B-2B & B-7 in Sy No 551 & 581/2, 581/7, 581/8 & 583 situated at Uppal Kalas Village, Maruthi, Medchal - Malkajgiri District 3. Ten Marked FD of 20 Lakhs	MLR + 1.25%	To be repaid in 60 monthly installments starting from 30-04-2020	23-04-2019		Personal Guarantee of J. Madhusudan Varma (Director) J. Radhika Varma (Director)					314.94	114.94	408.00	
Axis Bank	Purchase of Incurda Car	47.00	Hypothecation of Incurda Car purchased out of loan proceeds	8.80%	To be repaid in 60 Equated monthly installments with first EMI due on 05-01-2024	16-12-2023			18.55	7.19	27.23	6.89	29.11	6.31		
Axis Bank	Purchase of BMW Car	85.42	Hypothecation of BMW Car purchased out of loan proceeds	8.50%	To be repaid in 60 Equated monthly installments with first EMI due on 05-05-2024	16-04-2024					56.78	15.47				
Axis Bank	Interest liquidity mismatch arising out of Covid-19 under FCGS 1.0 Extension scheme	115.20	Secured charge on all the securities given for each credit facility	RPLC + 4%	Interest to be served monthly as and when charged. Principal to be repaid from 4th year to 5th year in 36 monthly installments of Rs. 1,79,444/- each and 36th installments of Rs. 3,19,461/-	25-06-2020	2 years for principal repayment	100% Guarantee from NCCIC (National Credit Guarantee Trustee Company Ltd.)						9.48	9.58	48.33
Axis Bank	Interest liquidity mismatch arising out of Covid-19 under FCGS 1.0 Extension scheme	84.00	Secured charge on all the securities given for each credit facility	RPLC + 3%	Interest to be served monthly as and when charged. Principal to be repaid from 4th year to 5th year in 36 monthly installments of Rs. 2,32,334/- each	08-11-2021	2 years for principal repayment	100% Guarantee from NCCIC (National Credit Guarantee Trustee Company Ltd.)	2.83	28.00	15.34	29.00	44.34	28.00	27.33	11.67




[Handwritten signature]

DIGILOGIC SYSTEMS LIMITED
(FORMERLY KNOWN AS DIGILOGIC SYSTEMS PRIVATE LIMITED)
CIN: U62099TG2011PLC077933
ANNEXURE - A.9 : Restated Statement of Property, Plant & Equipment and Intangible Assets
(As per the Companies Act, 2013)

For the period ending 30-09-2025

Details of Assets	Gross Block			Accumulated Depreciation			Net Block	
	As at 31-03-2025	Additions	Deductions	As at 30-09-2025	For the period ending 30-09-2025	Deductions	As at 30-09-2025	As at 31-03-2025
Property, Plant & Equipment								
Land	133.41			133.41			133.41	133.41
Buildings	1003.55	17.80		1021.35	42.48		560.60	585.29
Leasehold Improvements	11.74			11.74			7.16	7.16
Plant & Machinery	48.36		0.57	47.79			13.35	15.72
Furniture & Fittings	64.52			64.52	1.80		54.35	12.13
Vehicles	204.81	129.29		334.10	30.43		192.28	93.43
Office equipment	61.41	1.17		62.58	2.66		8.26	9.75
Computers and data processing units	70.00	5.53		75.54	8.68		19.37	22.52
	1597.80	153.79	0.57	1751.02	88.00		944.62	879.40
Intangible Assets								
Software & Licenses	15.64	8.72	-	24.36	2.46		20.94	14.68
	15.64	8.72	-	24.36	2.46		20.94	14.68
Total	1613.44	162.51	0.57	1775.38	90.46		965.57	894.09
Figures of previous year	1454.92	220.76	62.25	1613.44	170.59	35.47	894.09	870.70



Handwritten signature and initials.



FY 2024-25									
(Rs. Lakhs)									
Details of Assets	Gross Block			Accumulated Depreciation			Net Block		
	As at 31-03-2024	Additions	Deductions	As at 31-03-2025	For the FY 2024-25	Deductions	As at 31-03-2025	As at 31-03-2025	As at 31-03-2024
Property, Plant & Equipment									
Land	133.41			133.41				133.41	133.41
Buildings	958.16	70.32	24.93	1003.55	334.97		418.26	585.29	623.19
Leasehold Improvements		11.74		11.74			4.58	7.16	
Plant & Machinery	48.36			48.36	27.94		32.64	15.72	20.42
Furniture & Fittings	61.05	3.48		64.52	47.53		52.40	12.13	13.52
Vehicles	154.11	88.02	37.31	204.81	90.27	35.47	111.38	93.43	63.84
Office equipment	55.33	6.08		61.41	43.69	7.97	51.66	9.75	11.64
Computers and data processing units	44.51	25.49		70.00	39.83	7.66	47.49	22.52	4.68
	1454.92	205.12	62.25	1597.80	584.23	35.47	718.40	879.40	870.70
Intangible Assets									
Software & Licenses		15.64		15.64		0.95	0.95	14.68	
		15.64		15.64		0.95	0.95	14.68	
Total	1454.92	220.76	62.25	1613.44	584.23	35.47	719.35	894.09	870.70
Figures of previous year	1378.85	91.08	15.00	1454.92	467.78	11.70	584.23	870.70	911.07




Handwritten signature and initials.

FY 2022-23									
(Rs. Lakhs)									
Details of Assets	Gross Block			Accumulated Depreciation			Net Block		
	As at 31-03-2022	Additions	Deductions	As at 31-03-2023	As at 31-03-2022	Deductions	As at 31-03-2023	As at 31-03-2023	As at 31-03-2022
Property, Plant & Equipment									
Land	133.41	-	-	133.41	-	-	-	133.41	133.41
Buildings	908.06	20.57	-	928.63	159.48	-	-	676.47	748.58
Plant & Machinery	48.36	-	-	48.36	13.95	-	-	76.50	34.40
Furniture & Fittings	56.02	1.69	-	57.71	35.29	-	-	15.38	20.73
Vehicles	126.11	-	-	126.11	49.95	-	-	46.70	76.15
Office equipment	41.85	3.92	-	45.78	32.75	-	-	6.92	9.10
Computers and data processing units	31.36	7.49	-	38.85	26.36	-	-	5.69	5.00
	1345.17	33.68	-	1378.85	317.78	-	-	911.07	1027.38
Intangible Assets									
Software & Licenses	-	-	-	-	-	-	-	-	-
	1345.17	33.68	-	1378.85	317.78	-	-	911.07	1027.38
Total	1230.81	172.85	58.50	1345.17	212.82	48.90	317.78	1027.38	1018.00
Figures of previous year									

Sub Annexure -A 9.1 Restated Statement showing Deferred Tax Calculation

Particulars	As at 30-09-2025		As at 31-03-2025		As at 31-03-2024		As at 31-03-2023	
	(Rs. Lakhs)	(Rs. Lakhs)	(Rs. Lakhs)	(Rs. Lakhs)	(Rs. Lakhs)	(Rs. Lakhs)	(Rs. Lakhs)	(Rs. Lakhs)
Opening Deferred Tax Asset	46.46	35.08	870.70	30.46	911.07	20.59	1032.09	
Written down Value of assets as per Companies Act	965.57	894.09	1010.07					
Less: Written down value of assets as per IT Act	1170.47	1078.68	(139.37)					
Timing difference	(204.90)	(184.59)						
Deferred Tax Asset for the year @ 25.168%	51.57	46.46						
Deferred Tax Asset credited to Statement of Profit & Loss (A)	5.11	11.38						
Opening Deferred Tax Asset	0.21	1.06	9.67	0.07	34.49	30.46	9.87	
Gratuity Expense as per Books	28.74	32.33	5.74		34.22			
Less: Gratuity Expense as per Income Tax Act	-	35.69	3.92		0.28			
Timing difference	28.74	(3.36)						
Deferred Tax Asset (debited) / credited to Statement of Profit & Loss for the year @ 25.168%	7.23	(0.85)						
Deferred Tax Asset for the year	7.44	0.21						
Net Deferred Tax Asset credited to Statement of Profit & Loss (A+B)	12.34	10.53						



DIGILOGIC SYSTEMS LIMITED
(FORMERLY KNOWN AS DIGILOGIC SYSTEMS PRIVATE LIMITED)
CIN: U62099TG2013PLC077933

ANNEXURE – A.10 : Restated Statement of Capital Work In Progress

(Rs. Lakhs)

Particulars	As at 30-09-2025	As at 31-03-2025	As at 31-03-2024	As at 31-03-2023
Capital Work In Progress (refer Note 5 under Additional Disclosures)	55.67	10.81	1.85	-
Total	55.67	10.81	1.85	-

ANNEXURE – A.11 : Restated Statement of Deferred Tax Assets (Net)

(Rs. Lakhs)

Particulars	As at 30-09-2025	As at 31-03-2025	As at 31-03-2024	As at 31-03-2023
Deferred Tax Asset	59.01	46.67	36.13	30.53
Deferred Tax (Liability)	-	-	-	-
Net Deferred Tax Asset / (Liability)	59.01	46.67	36.13	30.53

ANNEXURE – A.12 : Restated Statement of Long-Term Loans and Advances

(Rs. Lakhs)

Particulars	As at 30-09-2025	As at 31-03-2025	As at 31-03-2024	As at 31-03-2023
Capital Advances (refer Note 10(i) under Additional Disclosures)	1294.11	326.55	78.39	-
Other loans and advances	-	-	-	-
Total	1294.11	326.55	78.39	-
The above amount includes:				
Secured, considered good	-	-	-	-
Unsecured, considered good	1294.11	326.55	78.39	-
Doubtful	-	-	-	-
Total	1294.11	326.55	78.39	-

ANNEXURE – A.13 : Restated Statement of Other Non-Current Assets

(Rs. Lakhs)

Particulars	As at 30-09-2025	As at 31-03-2025	As at 31-03-2024	As at 31-03-2023
Security Deposits	5.86	5.86	5.50	3.50
Defined Benefit Plan Assets	-	-	-	-
Bank balances to the extent held as margin money or security against borrowings, guarantees with more than 12 months maturity (Refer Annexure - A.14)	23.14	92.95	118.54	97.50
Total	29.00	98.81	124.09	101.09
The above amount includes:				
Secured, considered good	-	-	-	-
Unsecured, considered good	29.00	98.81	124.09	101.09
Doubtful	-	-	-	-
Total	29.00	98.81	124.09	101.09

ANNEXURE – A.14 : Restated Statement of Inventories

(Rs. Lakhs)

Particulars	As at 30-09-2025	As at 31-03-2025	As at 31-03-2024	As at 31-03-2023
Raw materials (including stores and spares)	956.19	268.64	39.04	11.22
Work-in-progress	674.72	792.77	223.05	760.13
Total	1630.87	1061.41	262.09	771.35

ANNEXURE – A.15 : Restated Statement of Trade Receivables

(Rs. Lakhs)

Particulars	As at 30-09-2025	As at 31-03-2025	As at 31-03-2024	As at 31-03-2023
From Others (Unsecured, considered good)	1963.54	4366.77	1960.93	1535.02
Total	1963.54	4366.77	1960.93	1535.02

SUB-ANNEXURE – A.15.1 Aging of Restated Statement of Trade Receivables

			As at 30-09-2025					(Rs. Lakhs)
Particulars	Unbilled	Not Due	Outstanding for following periods from due date of payment					Total
			<6 months	6 months -1 year	1-2 years	2-3 years	More than 3 years	
(i) Undisputed Trade receivables - considered good	-	-	1030.55	749.39	183.60	-	-	1963.54
(ii) Undisputed Trade receivables - considered doubtful	-	-	-	-	-	-	-	-
(iii) Disputed trade receivables - considered good	-	-	-	-	-	-	-	-
(iv) Disputed trade receivables - considered doubtful	-	-	-	-	-	-	-	-
TOTAL	-	-	1030.55	749.39	183.60	-	-	1963.54

Particulars	As at 31-03-2025							(Rs. Lakhs)
	Unbilled	Not Due	Outstanding for following periods from due date of payment					Total
			<6 months	6 months -1 year	1-2 years	2-3 years	More than 3 years	
(i) Undisputed Trade receivables -considered good	-	-	3487.67	879.10	-	-	-	4366.77
(ii) Undisputed Trade receivables -considered doubtful	-	-	-	-	-	-	-	-
(iii) Disputed trade receivables -considered good	-	-	-	-	-	-	-	-
(iv) Disputed trade receivables -considered doubtful	-	-	-	-	-	-	-	-
TOTAL	-	-	3487.67	879.10	-	-	-	4366.77

Particulars	As at 31-03-2024						(Rs. Lakhs)	
	Unbilled	Not Due	Outstanding for following periods from due date of payment					
			<6 months	6 months -1 year	1-2 years	2-3 years	More than 3 years	Total
(i) Undisputed Trade receivables -considered good	-	-	1954.43	5.52	0.98	-	-	1960.93
(ii) Undisputed Trade receivables -considered doubtful	-	-	-	-	-	-	-	-
(iii) Disputed trade receivables - considered good	-	-	-	-	-	-	-	-
(iv) Disputed trade receivables - considered doubtful	-	-	-	-	-	-	-	-
TOTAL	-	-	1954.43	5.52	0.98	-	-	1960.93

Particulars	As at 31-03-2023							(Rs. Lakhs)
	Unbilled	Not Due	Outstanding for following periods from due date of payment					Total
			<6 months	6 months-1 year	1-2 years	2-3 years	More than 3 years	
(i) Undisputed Trade receivables -considered good	-	-	1526.09	0.94	7.99	-	-	1535.02
(ii) Undisputed Trade receivables -considered doubtful	-	-	-	-	-	-	-	-
(iii) Disputed trade receivables - considered good	-	-	-	-	-	-	-	-
(iv) Disputed trade receivables - considered doubtful	-	-	-	-	-	-	-	-
TOTAL	-	-	1526.09	0.94	7.99	-	-	1535.02



[Handwritten signature]




ANNEXURE – A.16 : Restated Statement Of Cash and Bank Balances				
(Rs. Lakhs)				
Particulars	As at 30-09-2025	As at 31-03-2025	As at 31-03-2024	As at 31-03-2023
(A) Cash and cash equivalents				
Balances with banks				
In current accounts	11.73	0.29	1.49	0.35
Cash on hand	0.38	0.66	0.52	0.18
Total (A)	12.12	0.95	2.00	0.52
(B) Other bank balances				
Balances with banks to the extent held as margin money or security against the borrowings, guarantees	151.13	217.53	134.50	153.62
Total (B)	151.13	217.53	134.50	153.62
Less: Bank balances to the extent held as margin money or security against borrowings, guarantees with more than 12 months maturity (classified under Other Non Current Assets - Annexure A.11)	23.14	92.95	118.59	97.99
Total (C)	23.14	92.95	118.59	97.99
Total (D) = (A)+(B)-(C)	150.12	125.52	117.98	56.56

ANNEXURE – A.17 : Restated Statement Of Short term Loans and Advances				
(Rs. Lakhs)				
Particulars	As at 30-09-2025	As at 31-03-2025	As at 31-03-2024	As at 31-03-2023
Advances to related parties	7.29	0.30	0.80	0.22
Advances to Employees	17.47	17.51	5.48	4.32
Advances to Vendors	93.06	19.68	57.09	75.63
Total	117.81	37.49	63.37	80.17
Free above amount includes:				
Secured, considered good	117.81	37.49	63.37	80.17
Unsecured, considered good	-	-	-	-
Doubtful	-	-	-	-
Total	117.81	37.49	63.37	80.17

ANNEXURE – A.18 : Restated Statement Of Other Current Assets				
(Rs. Lakhs)				
Particulars	As at 30-09-2025	As at 31-03-2025	As at 31-03-2024	As at 31-03-2023
Balances with Revenue Authorities:				
Balances with Income tax Authorities (Advance Tax and TDS & TCS)	55.68	234.64	45.77	70.89
Balance with GST Authorities (ITC & TCS)	45.15	0.99	71.96	28.75
Prepaid Expenses	26.79	22.51	22.17	13.78
IPD Expenses	57.13	31.07	-	-
Earnest Money Deposit and Other receivables	2.20	-	-	-
Total	186.86	289.21	139.90	113.42



Handwritten signature/initials.



DIGILOGIC SYSTEMS LIMITED
(FORMERLY KNOWN AS DIGILOGIC SYSTEMS PRIVATE LIMITED)
CIN: U62099TG2011PLC077933

Annexure B.1 : Restated Statement of Revenue from operations

(Rs. Lakhs)

Particulars	For the period ending 30-09-2025	For the year ending 31-03-2025	For the year ending 31-03-2024	For the year ending 31-03-2023
Sales of products	1695.21	7084.54	4948.69	5408.98
Sale of services	122.52	121.44	207.24	165.07
Other operating revenues	-	-	-	22.17
Total	1817.73	7205.98	5155.93	5596.23

Annexure B.2 : Restated Statement of Other Income

(Rs. Lakhs)

Particulars	For the period ending 30-09-2025	For the year ending 31-03-2025	For the year ending 31-03-2024	For the year ending 31-03-2023
Interest Income on Fixed Deposits	5.34	12.75	8.70	7.42
Profit on sale of Property, Plant and Equipment	-	0.13	3.10	-
Profit on Exchange Rates Fluctuation	0.06	0.47	3.57	7.91
Rental Income	0.72	-	-	-
Miscellaneous income	4.22	-	-	-
Total	10.33	13.35	15.37	15.33

Annexure B.3 : Restated Statement of Cost of Materials Consumed

(Rs. Lakhs)

Particulars	For the period ending 30-09-2025	For the year ending 31-03-2025	For the year ending 31-03-2024	For the year ending 31-03-2023
Raw Material	-	-	-	-
Opening stock	268.64	39.04	11.22	-
Add :- Purchase during the year	1313.22	5276.33	3015.22	3928.29
Add :- Customs Duty	2.76	22.46	14.51	63.42
Add :- Freight Inward and Clearing	3.14	22.33	5.44	17.58
	1587.76	5360.05	3046.39	4009.29
Less :- Closing stock	956.16	268.64	39.04	11.22
Total	631.61	5091.41	3007.35	3998.07

Annexure B.4 : Restated Statement of Changes in inventories of finished goods, Work in Progress and stock-in-trade

(Rs. Lakhs)

Particulars	For the period ending 30-09-2025	For the year ending 31-03-2025	For the year ending 31-03-2024	For the year ending 31-03-2023
Change in inventories of finished goods				
Opening stock	-	-	-	-
Closing stock	-	-	-	-
Sub total (a)				
Changes in inventories of work-in-progress				
Opening stock	792.77	223.05	760.13	875.69
Closing stock	574.72	792.77	223.05	760.13
Sub total (b)	118.05	(569.71)	537.08	115.56
Changes in inventories of stock-in-trade				
Opening stock	-	-	-	-
Closing stock	-	-	-	-
Sub total (c)				
Total	118.05	(569.71)	537.08	115.56

Annexure B.5 : Restated Statement of Employee Benefit Expenses

(Rs. Lakhs)

Particulars	For the period ending 30-09-2025	For the year ending 31-03-2025	For the year ending 31-03-2024	For the year ending 31-03-2023
Salaries and wages	439.19	767.30	556.27	470.28
Contribution to provident and other funds	37.37	33.80	28.65	51.79
Gratuity/leave expenses	7.78	14.09	30.25	12.36
Total	484.33	835.19	615.17	534.93

Annexure B.6 : Restated Statement of Finance Costs

(Rs. Lakhs)

Particulars	For the period ending 30-09-2025	For the year ending 31-03-2025	For the year ending 31-03-2024	For the year ending 31-03-2023
Interest expense on Borrowings	68.45	106.44	111.50	96.07
Bank Charges	21.13	14.69	7.64	13.70
Letter of Credit & Bank Guarantee issue Charges	8.69	25.04	10.52	12.40
Interest on Income Tax	1.45	5.90	3.13	2.41
Total	99.72	152.07	132.79	124.58
Less: Finance costs capitalised (refer Note-6 under Additional Disclosures)	31.44	8.98	1.85	-
Net Finance cost	68.28	143.09	130.94	124.58

Annexure B.7 : Restated Statement of Depreciation and Amortisation Expenses

(Rs. Lakhs)

Particulars	For the period ending 30-09-2025	For the year ending 31-03-2025	For the year ending 31-03-2024	For the year ending 31-03-2023
Depreciation Expense	88.00	169.64	128.15	149.99
Amortisation Expense	2.10	0.00	-	-
Total	90.46	170.59	128.15	149.99



[Handwritten Signature]




Annexure B.8 : Restated Statement of Other Expenses					(Rs. Lakhs)
Particulars	For the period ending 30-09-2025	For the year ending 31-03-2025	For the year ending 31-03-2024	For the year ending 31-03-2023	
Auditors Remuneration	1.00	3.00	1.50	1.00	
Direct Expenses					
Power and Fuel	8.06	13.72	12.71	15.92	
Project Maintenance	3.04	2.00	2.94	0.14	
Labour Charges	6.48	10.50	5.30	5.08	
Administration & Other Expenses					
Printing & stationery	1.82	5.00	7.98	4.91	
Telephone and Internet expenses	1.20	2.61	1.22	1.80	
Professional and Consultancy Charges					
To Directors	34.95	96.00	94.20	28.60	
To Others	41.11	25.77	8.06	15.32	
Office Maintenance	10.56	22.85	29.63	23.00	
Repairs and Maintenance					
To Building	0.67	13.22	6.16	0.55	
To Machinery & Equipment	2.91	10.16	3.51	8.66	
Rent	7.27	14.48	11.45	9.07	
Rates and Taxes, excluding Taxes on Income	0.13	5.42	28.15	19.55	
Insurance	2.35	4.36	2.93	4.47	
Other Administrative Expenses	9.85	5.12	3.50	3.87	
Liquidated Damages	-	20.65	5.65	12.39	
Conveyance	16.33	26.55	31.63	24.50	
Tender Fees	8.92	14.47	12.08	6.15	
Traveling Expenses	56.17	101.80	60.37	61.95	
Hiring expenses	1.36	2.78	1.85	3.16	
Miscellaneous Expenses	0.05	45.48	1.35	0.01	
Selling & Distribution Expenses					
Advertisement	1.25	20.06	24.09	8.48	
Freight Outward	2.41	5.12	0.70	2.42	
Packing & Selling Expenditure	0.13	0.41	1.25	0.22	
Sales Commission	-	-	70.02	138.28	
Total	218.22	463.49	429.98	391.51	

Annexure B.9 : Restated Statement of Earning Per Share					(Rs. Lakhs except units)
Particulars	For the period ending 30-09-2025	For the year ending 31-03-2025	For the year ending 31-03-2024	For the year ending 31-03-2023	
Net profit after tax for the period	161.26	811.35	239.96	217.51	
Less: Preference Dividend provided for Non-cumulative Preference shares & attributable tax thereon	-	-	-	-	
Less: Preference Dividend Cumulative Preference shares & attributable tax thereon	-	-	-	-	
Net Profit attributable to the Equity Shareholders (A)	161.26	811.35	239.96	217.51	
Add: Dividends recognised during the period in respect of dilutive potential equity shares & adjustment related to attributable tax thereon	-	-	-	-	
Add: Interest recognised during the period in respect of dilutive potential equity shares & adjustment related to attributable tax thereon	-	-	-	-	
Add: After tax adjustment of any other change in expense or income as a result of conversion of dilutive potential equity shares	-	-	-	-	
Adjusted Net Profit attributable to the Equity Shareholders after Dilution (B)	161.26	811.35	239.96	217.51	
Weighted average number of equity shares held throughout the period (C)					
No. of shares for all the years are adjusted for Bonus issue made in FY 2024-25 & Share-split made post balance sheet date before approving of restated financial statements by the Board;	2,22,52,630	2,08,64,485	2,00,00,000	2,00,00,000	
Add: Weighted Average number of equity shares to be issued on the conversion of all dilutive potential equity shares into equity shares	-	-	-	-	
Weighted average number of equity shares held throughout the period for calculation of Diluted EPS (D)	2,22,52,630	2,08,64,485	2,00,00,000	2,00,00,000	
Earning per share in Rs. (face value of Rs.2/- each fully paid) (Refer Note No A 1.5 (11))					
Basic (A/C)	0.73	3.89	1.20	1.09	
Diluted (B/D)	0.72	3.89	1.20	1.09	



[Handwritten signature]



DIGILOGIC SYSTEMS LIMITED
(FORMERLY KNOWN AS DIGILOGIC SYSTEMS PRIVATE LIMITED)
CIN: U62099TG2011PLC077933

Additional disclosures to be made as per Schedule III of the Companies Act, 2013

1. Auditors Remuneration:

(Rs. Lakhs)

Particulars	For the period ending 30-09-2025	For the year ending 31-03-2025	For the year ending 31-03-2024	For the year ending 31-03-2023
For Statutory Audit	1.00	1.40	1.00	1.00
For Tax Audit	-	0.60	0.50	0.50
Total	1.00	2.00	1.50	1.50

2. Prior Period Items:

Prior period items are income or expenses which arise in the current period as a result of errors or omissions in the preparation of the Financial Statements of one or more prior periods. The company does not have any prior period items for the reporting period for which Financial Statements have been restated including the period ending 30.09.2025

3. Additional Information to be disclosed under broad heads for inventories; revenue from operations and foreign exchange:

a. Raw Material Consumption

(Rs. Lakhs)

Particulars	For the period ending 30-09-2025	For the year ending 31-03-2025	For the year ending 31-03-2024	For the year ending 31-03-2023
Vector Signal Transceivers	-	644.59	411.86	231.12
High End Oscilloscope	116.08	547.05	84.35	-
Mil grade Controllers	42.87	189.83	109.21	105.83
PXI Express Chassis	49.66	165.03	77.37	33.21
FPGA processor	-	161.85	52.84	-
Programmable power supplies	250.29	108.16	-	51.88
Strain Measurement Module	-	66.00	60.51	97.64
Voltage Measurement	22.78	63.70	74.56	-
High voltage power supplies	-	53.54	34.70	168.00
Others	149.93	3091.67	2101.96	3280.39
Total	631.61	5091.41	3007.35	3998.07

b. Work In Progress

(Rs. Lakhs)

Particulars	As at 30-09-2025	As at 31-03-2025	As at 31-03-2024	As at 31-03-2023
Data Acquisition Systems	23.85	-	-	-
Automated Test Equipment	427.36	365.43	223.05	760.13
Check out Systems	192.00	427.34	-	-
Measurement Equipment	31.50	-	-	-
Total	674.72	792.77	223.05	760.13

c. Revenue from Sale of Products

(Rs. Lakhs)

Particulars	For the period ending 30-09-2025	For the year ending 31-03-2025	For the year ending 31-03-2024	For the year ending 31-03-2023
Data Acquisition Systems	40.23	597.97	818.49	1889.27
Automated Test Equipment	387.52	1529.96	2809.26	2574.84
Check out Systems	628.00	3208.40	1058.26	561.78
Measurement Equipment	639.47	1548.20	262.68	383.08
Total	1695.21	7084.54	4948.69	5408.98

d. Revenue from rendering Services

(Rs. Lakhs)

Particulars	For the period ending 30-09-2025	For the year ending 31-03-2025	For the year ending 31-03-2024	For the year ending 31-03-2023
Software Development	45.18	37.47	36.75	50.02
AMC's	75.34	80.27	87.11	76.51
Others	1.00	3.70	83.39	29.55
Total	122.52	121.44	207.24	156.07

e. Consumption of Imported & Indigenous Materials

Particulars	For the period ending 30-09-2025		For the year ending 31-03-2025		For the year ending 31-03-2024		For the year ending 31-03-2023	
	Rs. Lakhs	Percentage %	Rs. Lakhs	Percentage %	Rs. Lakhs	Percentage %	Rs. Lakhs	Percentage %
Imported								
Raw Materials	17.06	2.70%	316.48	6.22%	159.56	5.31%	728.11	18.21%
Stores & Spares	-	0.00%	4.79	0.09%	-	0.00%	9.72	0.24%
Components	-	0.00%	-	0.00%	-	0.00%	-	0.00%
TOTAL (A)	17.06	2.70%	321.27	6.31%	159.56	5.31%	737.83	18.45%
Indigenous								
Raw Materials	597.87	94.66%	4759.01	93.47%	2,833.83	94.23%	3219.53	80.53%
Stores & Spares	16.68	2.64%	11.13	0.22%	13.95	0.46%	40.71	1.02%
Components	-	0.00%	-	0.00%	-	0.00%	-	0.00%
TOTAL (B)	614.55	97.30%	4770.14	93.69%	2847.79	94.69%	3260.24	81.55%
Total Consumption (C) = (A) + (B)	631.61	100.00%	5091.41	100.00%	3007.35	100.00%	3998.07	100.00%



[Handwritten Signature]



f. Value of Imports calculated on CIF (Cost, Insurance and Freight) basis

(Rs. Lakhs)

Particulars	For the period ending 30-09-2025	For the year ending 31-03-2025	For the year ending 31-03-2024	For the year ending 31-03-2023
Raw Materials	20.65	310.71	156.72	737.83
Capital Goods	-	4.80	-	-
Total	20.65	315.51	156.72	737.83

g. Expenditure in Foreign Currency

(Rs. Lakhs)

Particulars	For the period ending 30-09-2025	For the year ending 31-03-2025	For the year ending 31-03-2024	For the year ending 31-03-2023
Royalty	-	-	-	-
Know-how	-	-	-	-
Professional and Consultation fees	-	-	-	-
Interest	-	-	-	-
Other matters	-	-	-	-
Total	-	-	-	-

h. Earnings in Foreign Exchange

(Rs. Lakhs)

Particulars	For the period ending 30-09-2025	For the year ending 31-03-2025	For the year ending 31-03-2024	For the year ending 31-03-2023
Export of goods calculated on FOB Basis	-	-	-	-
Royalty, Knowhow, Professional & Consultation fee	-	-	-	-
Interest and Dividend	-	-	-	-
Other income	1.79	-	-	21.17
Total	1.79	-	-	21.17

4. Disclosure under AS-4 Contingencies and Events occurring after the Balance sheet date:

The company does not have any contingencies or events occurred after the balance sheet as on 30.09.2025 which require material adjustment for the figures as reported for the period ending 30.09.2025 / as at 30.09.2025.

5. Disclosure under AS-15 Employee Benefits: (Post-employment benefit plans:)

(a) Defined contribution plan:

The following amounts are recognised as an expense in Restated Statement of profit and loss on account of provident fund and other funds. There are no other obligations other than the contribution payable to the respective authorities:

(Rs. Lakhs)

Particulars	For the period ending 30-09-2025	For the year ending 31-03-2025	For the year ending 31-03-2024	For the year ending 31-03-2023
Employer Contribution to provident fund recognised as expense in the Restated Statement of Profit and Loss	11.45	20.34	17.93	15.47
Employer Contribution to Employees State Insurance recognised as expense in the Restated Statement of Profit and Loss	0.17	0.49	0.71	1.57
Total	11.62	20.83	18.64	17.04

(b) Defined Benefit Plan

The Company has a defined benefit gratuity plan. The company identifies all of its permanent employees who are aged not less than 18 years and not more than 58 years as eligible employees for the payment of gratuity and has obliged to pay the gratuity benefit, upon termination, retirement or death of any such eligible employee, as per the applicable provisions of the Payment of Gratuity Act, 1972 and rules made thereunder amended from time to time. The scheme is funded with Life Insurance of India under the "Group Gratuity Scheme".

The following table's summaries the components of net benefit expense recognised in the Statement of profit and loss and the funded status and amounts recognised in the balance sheet for the gratuity plan:


Assumptions:

Particulars	For the period ending 30-09-2025	For the year ending 31-03-2025	For the year ending 31-03-2024	For the year ending 31-03-2023
Discount rate	7.37% p.a.	7.06% p.a.	7.22% p.a.	7.53% p.a.
Expected Rate of salary increase	9% p.a.	9% p.a.	9.50% p.a.	9.50% p.a.
Attrition Rate	5%	5%	5%	5%
Mortality Rate	As per Indian Assured Lives Mortality (2012-14) Ultimate	As per Indian Assured Lives Mortality (2012-14) Ultimate	As per Indian Assured Lives Mortality (2012-14) Ultimate	As per Indian Assured Lives Mortality (2012-14) Ultimate
Retirement Age	58 years	58 years	58 years	58 years

Changes in Defined Benefit Obligations & Plan Assets:

(Rs. Lakhs)

Particulars	For the period ending 30-09-2025	For the year ending 31-03-2025	For the year ending 31-03-2024	For the year ending 31-03-2023
Change in Defined Benefit Obligations				
Present Value of Obligation at the beginning of the Financial year	99.62	72.22	58.80	43.37
Current service cost	10.45	15.09	11.74	36.69
Interest Cost	3.52	4.88	4.43	-
Past service cost	-	-	-	-
Benefits paid	-	(9.26)	-	(21.26)
Actuarial Losses/(Gain)	(11.78)	16.69	(2.75)	-
Present Value of Obligation at the year end	125.37	99.62	72.22	58.80
Change in Plan assets				
Opening Fair value of Plan assets	98.79	68.02	58.52	43.37
Expected return on plan assets	3.49	5.87	4.62	2.20
Actuarial gain/(loss)	(3.49)	(1.53)	(0.87)	-
Assets distributed on settlements	-	-	-	-
Contributions by Employer	-	35.69	5.74	34.22
Exchange Difference on Foreign Plans	-	-	-	-
Benefits Paid	-	(9.26)	-	(21.26)
Closing Fair value of Plan assets	98.79	98.79	68.02	58.52



[Handwritten signature]



Funded Status - Net Asset / (Liability):

(Rs. Lakhs)

Particulars	For the period ending 30-09-2025	For the year ending 31-03-2025	For the year ending 31-03-2024	For the year ending 31-03-2023
Defined Benefit - Plan Asset	-	-	-	-
Defined Benefit Plan Liability	-	-	-	-
Non - Current	(19.22)	-	-	-
Current	(7.36)	(0.84)	(4.20)	(0.28)
Total	(26.59)	(0.84)	(4.20)	(0.28)

Net Expense recognised in Statement of Profit & Loss:

(Rs. Lakhs)

Particulars	For the period ending 30-09-2025	For the year ending 31-03-2025	For the year ending 31-03-2024	For the year ending 31-03-2023
Current service cost	10.45	15.09	11.74	36.69
Add: Interest Cost	3.52	4.88	4.43	-
Add: Past service cost	-	-	-	-
Add: Gratuity insurance premium	-	-	-	-
Add: Short provision of prior period	-	-	-	-
Add: Actuarial Loss / (Gain)	15.27	15.22	(1.88)	-
Less: Return on Plan Assets	3.49	5.87	4.62	2.20
Total	25.75	32.33	9.67	34.49

Note:

The Company ordinarily relies on actuarial valuation issued by the LIC of India under the Group Gratuity Scheme with whom the company is maintaining the Gratuity fund. For the purpose of the Restated Financial Statements prepared in accordance with SEBI (ICDR) Regulations, and owing to the non-availability of LIC's actuarial valuation for the stub period ended 30 September 2025, the Company obtained an independent actuarial valuation for the said period. To ensure uniform actuarial valuation and consistency across all reporting periods, the Company also obtained independent actuarial valuations for the preceding three comparative financial years. The resulting adjustments, where applicable, have been duly incorporated in the Restated Financial Statements in accordance with AS-15.

6. Disclosure under AS-16 Borrowing Costs:

Borrowing costs, to the extent of Rs.1.86lakhs incurred during the FY 2023-24; to the extent of Rs.8.98lakhs incurred during the FY 2024-25; to the extent of Rs.7.26lakhs incurred during the FY 2025-26 (till 30.09.2025) on the specific borrowings made by the company towards the purchase of residential flat (HSL property), which has met the criteria of "Qualifying Asset", are capitalised as per the provisions of "AS-16 Borrowing Costs" and included under the head "Capital Work In Progress".

Borrowing costs to the extent of Rs.24.18lakhs incurred during the FY 2025-26 (till 30.09.2025) on the specific borrowings made by the company towards the construction of new factory which has met the criteria of "Qualifying Asset" are capitalised as per the provisions of "AS-16 Borrowing Costs" and included under the head "Capital Work In Progress".

7. Disclosure under AS-18 Related Party Disclosures:**List of Related Parties and Nature of Relationship:****i) Key Managerial Personnel**

Name of the Related Party	Nature of Relationship
Madhusudhan Varma Jetty	Managing Director
Radhika Varma Jetty	Director
Shashank Varma Jetty	Director
Hitesh Varma Jetty	Director w.e.f. 20.01.2025
Kameswara Rao Vempati	Company Secretary w.e.f. 18.02.2025
Sri Harsha Vadakattu	Chief Financial Officer w.e.f. 25.03.2025
Baasubramanyam Danturti	Independent Director w.e.f. 25.07.2025
Sesha Rama Srinivasa Sastry Pullala	Independent Director w.e.f. 25.07.2025
Madadi Ugender Reddy	Independent Director w.e.f. 25.07.2025

ii) Transactions carried out with related parties referred to in (i) above, during the year in ordinary course of business:

(Rs. Lakhs)

Particulars	For the period ending 30-09-2025	For the year ending 31-03-2025	For the year ending 31-03-2024	For the year ending 31-03-2023
A. Madhusudhan Varma Jetty				
a. Professional & Consultancy Charges	32.00	96.00	94.20	29.60
b. Salary	23.99	-	-	52.67
c. Gratuity	-	-	-	32.87
d. Sales Commission	-	-	44.62	84.17
e. Reimbursement of Expenses	3.48	13.86	7.41	4.24
f. Interest costs	-	3.92	3.73	2.28
g. Loan received during the period	-	-	80.00	80.00
h. Loan repaid during the period	-	80.00	80.00	-
i. Advance payment of Professional & Consultancy Charges made	-	1.50	-	-
j. Advance Professional & Consultancy Charges recovered	-	1.50	-	-
k. Salary Advance given	0.50	-	-	-
B. Radhika Varma Jetty				
a. Salary	18.15	30.48	24.39	15.58
b. Rent	-	1.94	4.67	4.57
c. Salary advance given	0.50	0.50	-	-
d. Salary advance recovered	-	0.50	-	-
C. Shashank Varma Jetty				
a. Salary and Bonus	32.72	129.91	47.73	25.70
b. Sales Commission	-	-	25.40	27.55
c. Reimbursement of Expenses	5.00	-	2.17	1.87
d. Salary Advance given	3.45	-	4.00	1.10
e. Salary Advance recovered	-	0.50	3.42	0.88
D. Hitesh Varma Jetty				
a. Salary and Bonus	21.37	26.91	18.79	6.34
b. Reimbursement of Expenses	0.15	-	-	-
c. Salary Advance given	3.45	-	-	-



[Handwritten signature]



<u>F. Kameswara Rao Vempati</u>				
a. Salary	5.32	1.29	-	-
<u>F. Sri Harsha Vadakattu</u>				
a. Salary	18.28	-	-	-
<u>G. Balasubramanyam Chinturi</u>				
a. Sitting Fees	1.10	-	-	-
<u>H. Sesha Rama Srinivasa Sastry Puttela</u>				
a. Sitting Fees	0.85	-	-	-
<u>I. Madad Ugender Reddy</u>				
a. Sitting Fees	1.00	-	-	-

iii) Net Balance outstanding payable to the related parties at the end of the year:

(Rs. Lakhs)

Name of the Related Party	As at 30-09-2025	As at 31-03-2025	As at 31-03-2024	As at 31-03-2023
A. Machi Sudhan Varma Jetty	0.79	(6.94)	(80.00)	(81.65)
B. Radhika Varma Jetty	0.50	(1.72)	-	(1.00)
C. Shashank Varma Jetty	2.69	(10.87)	(4.45)	(5.91)
D. Hitesh Varma Jetty	3.30	(2.00)	-	(0.59)
E. Kameswara Rao Vempati	-	(1.01)	-	-

8. Contingent Liabilities and Commitments (to the extent not provided for):

(Rs. Lakhs)

Particulars	For the period ending 30-09-2025	For the year ending 31-03-2025	For the year ending 31-03-2024	For the year ending 31-03-2023
A. Contingent Liabilities				
a. Claims against the company not acknowledged as Debt	-	-	-	-
b. Guarantees	-	-	-	-
c. Any other money for which company is contingently liable	-	-	-	-
B. Commitments				
a. Estimated amount of contracts remaining to be executed on capital account and not provided for (Refer Notes below)	78.56	948.33	182.90	-
b. Uncalled liability on shares and other investments partly paid	-	-	-	-
c. Any other commitment	-	-	-	-

Notes on Commitments:

1. The company has entered into an agreement of sale with "M/s. NSL SEZ (Hyderabad) Pvt. Ltd." on 17.01.2024 to purchase a residential housing property No.A-3206, in Tower-A of "NSL East Luxoria" situated at Plot No.6, Sy. No.1(Part), situated at IDA, Uppal, Medchal-Malkajgiri District of Telangana for a total sale consideration of Rs.261.29 lakhs/- (including GST) against which, the company has paid advances to the seller to the extent of Rs.78.39 lakhs during the FY 2023-24, to the extent of Rs.84.93 lakhs during the FY 2024-25 and to the extent of Rs. 19.41 lakhs during FY 2025-26 till 30.09.25..

2. The Company paid an Earnest Money Deposit of Rs.150.06 lakhs to Telangana State Industrial Investment Corporation (TSIIC) on 07.03.2025 towards allotment of land. The Provisional allotment has been made vide letter dated 24.04.2025 from TSIIC for a total consideration of Rs.1000.42 lakhs/-. Balance consideration of Rs.850.36 lakhs has been made by the company on 19.06.2025. As the event occurred after the balance sheet date but before approval of the restated financial statements, and requires adjustment as per AS-4, the deposit has been classified under "Capital Advances" under "Other Non-Current Assets". Considering the same, the balance consideration of Rs.850.36 lakhs has been disclosed under Capital commitments section for the FY 2024-25.

9. Additional Regulatory Information:

i) Title deeds of immovable Property not held in name of the Company:

The company does not have any such immovable properties included in the Property, Plant and Equipment whose title deeds / lease deeds are not held in the name of the company

ii) Revaluation of Property, Plant & Equipment and Intangible Assets

The company has not revalued any of its Property, Plant & Equipment and Intangible Assets during the reporting periods. The disclosure as to whether the revaluation is based on the valuation by a registered valuer as defined under rule 2 of the Companies (Registered Valuers and Valuation) Rules, 2017 is not applicable

iii) Loans or Advances in the nature of loans granted to promoters, directors, KMPs and the related parties

The company has not granted any loans or advances in the nature of loans to promoters, directors, KMPs and any other related parties as defined in the Companies Act, 2013 either severally or jointly with any other person that are either repayable on demand or without specifying any terms or period of repayment during the reporting periods.

iv) Capital - Work - In Progress (CWIP)

There are two projects under the head of "Capital - Work - In Progress" as on 30.09.2025 with respect to the ongoing construction of New Factory setup and the ongoing construction of the Company's Guesthouse and the disclosures relating to the ageing schedule of the same are as mentioned hereunder:

Amount of Capital Work-in-Progress for a period of						(Rs. Lakhs)
CWIP	Less than 1 year	1-2 Years	2-3 Years	More than 3 Years	Total	
Projects in Progress	50.25	5.41	-	-	55.67	
Projects temporarily suspended	-	-	-	-	-	

There are no other projects under the "Capital work in progress" whose completion is overdue or has exceeded its cost compared to its original plan as on 30.09.2025.

v) Intangible Assets Under Development (ITAUD)

The company does not have any Intangible Assets under development during the reporting periods and hence the disclosure relating to the ageing schedule of the intangible assets under development is not applicable

vi) Details of Benami Property held

The company does not hold any benami property under the Benami Transaction (prohibition) act, 1988 and the rules there made under. Hence any proceeding has not been initiated or pending against the company for holding any benami property under the Benami Transaction (prohibition) act, 1988 and rules made there under



[Handwritten signature]



vii) **Disclosure with respect to borrowings from banks/financial institutions based on security of current assets:**

The Company has borrowings from banks for more than Rs.500lakhs on the basis of security of current assets. The quarterly returns or statements of current assets filed by the Company with banks are generally in agreement with the books of accounts except as mentioned hereunder

(Rs. Lakhs)

Particulars of the Securities provided	Quarter	Name of the Bank	Amount as per Books of Accounts	Amount as reported in Quarterly Statement	Amount of difference	Reason for Material discrepancies
Raw Materials, Stores & Spares and Work-in-Process	Mar-25	Axis Bank	1061.41	905.88	155.53	Certain raw material purchases were not included in the stock statement submitted to the bank due to pending receipt of purchase invoices. Additionally, some raw materials were reported as Work-in-Process in the bank statement, though they remained unconsumed as on 31.03.2025
Raw Materials, Stores & Spares and Work-in-Process	Mar-24	Axis Bank	262.09	440.00	(177.91)	There was an inadvertent error in valuation for Mar 24 stock statement, which was identified by the auditors during the course of audit and the correct valuation was considered while finalising the financial statements

viii) **Willful Defaulter**

The company has not been declared as wilful defaulter by any bank or financial institution or Government or Government Authority during the reporting periods.

ix) **Relationship with struck off companies**

The company does not have any relationship with the struck off companies during any of the reporting periods

x) **Registration of charges or satisfaction with Registrar of Companies**

The company does not have any charges or satisfaction, which is yet to be registered with RCC beyond the statutory period.

xi) **Compliance with number of layers of companies**

The Company does not have any subsidiaries therefore disclosure of compliance with number of layers prescribed under clause (87) of section 2 of the Act read with Companies (Restriction on number of Layers) Rules, 2017 is not applicable.

xii) **Compliance with approved Scheme(s) of Arrangements**

The Company has not made any arrangements in terms of section 230 to 237 of Companies Act 2013, and hence there is no deviation to be disclosed.

xiii) **Utilisation of Borrowed funds and share premium:**

During the reporting periods, the Company has not advanced or loaned or invested funds to any other person or entity, including foreign entities (Intermediaries) with the understanding that the intermediary shall:

- directly or indirectly lend or invest in other persons or entities identified in any manner whatsoever by or on behalf of the Company (Ultimate Beneficiaries) or
- provide any guarantee, security or the like to or on behalf of the ultimate beneficiaries

During the reporting periods, the Company has not received any fund from any person or entity, including foreign entities (Funding Party) with the understanding that the Company shall:

- directly or indirectly lend or invest in other persons or entities identified in any manner whatsoever by or on behalf of the Funding Party (Ultimate Beneficiaries) or
- provide any guarantee, security, or the like on behalf of the ultimate beneficiaries

10. Other Additional Disclosures:

a. There are no amounts set aside and/or proposed to be set aside or withdrawn from/to reserves out of the profits other than provisions made to meet any specific liability by the company for the period for which Financial Statements have been restated including the period ending 30.09.2025

b. The company has no subsidiary companies during the periods /as at the end of the periods covered in the restated financial statements. Hence, the disclosure relating to the dividend received and provision made towards the losses of subsidiary companies is not applicable

c. As on 30.09.2025, the company is in the process of identifying the activities to be undertaken to meet the spending obligation of expenditure relating to the Corporate Social Responsibility under Section 135 of the Companies Act, 2013 on or before 31.03.2026 as required under the Act. Detailed disclosures with respect to the same are as follows:


(Rs. Lakhs)			
Particulars	Paid in cash	Yet to be paid in cash	Total
(i) Construction / Acquisition of any asset	-	-	-
(ii) On Purposes other than (i) above	-	11.50	11.50

The company does not have any transactions that are omitted to be recorded in the books of accounts and have been surrendered or disclosed as income during the year in the tax assessments under the Income Tax Act, 1961 and also does not have any previously unrecorded income and related assets during the period for which Financial Statements have been restated including the period ending 30.09.2025

e. The company has neither traded nor invested in Crypto Currency or Virtual Currency during the years for which Financial Statements have been restated including the year ending 30.09.2025

f. The company does not have any non-resident shareholders during the period for which the Financial Statements have been restated including the year ending 30.09.2025. Hence, disclosure regarding remittance in foreign currencies on account of dividends is not applicable

The financial statements, including other financial information, have been prepared after making such regroupings and adjustments, considered appropriate to comply with the same. As a result of these regroupings and adjustments, the amount reported in the financial statements/information may not necessarily be same as those appearing in the respective audited financial statements of the relevant years



Handwritten signature of the authorized signatory.



Amounts due to entities covered under Micro, Small and Medium Enterprises as defined in the Micro, Small, Medium Enterprises Development Act, 2006, have been reported to the extent of information memorandum received from the suppliers.

During the FY 2024-25, the Company incurred a loss of Rs.45.17 lakhs due to a cyber fraud involving a spoofed email impersonating a regular vendor. The matter has been reported to the cyber-crime authorities and is under investigation. The Company has implemented additional control measures to strengthen vendor communication and payment processes.

The company has been allotted the land from the Telangana State Industrial Investment Corporation (TSIIC) vide its allotment letter dated 01.08.2025 on conditional basis that the company should be able to generate the invoicing from the factory established on the allotted land within two years from the date of allotment. The company had entered into an Agreement of Sale with the TSIIC on 03.09.2025 with respect to the allotment and has obtained the possession of the land and has commenced the construction activity as on 30.09.2025. The transfer of legal ownership by way of executing registered sale deed in the favour of the company would be made after the aforesaid condition has been satisfied by the company. Considering the possession has been obtained but the legal ownership is not yet transferred to the company, the consideration paid to the TSIIC towards the allotment of land has been classified under "Capital Advances" under "Other Non-Current Assets".



A handwritten signature in black ink, consisting of a stylized 'P' followed by a horizontal line and a vertical stroke.



ANNEXURE-E : MATERIAL ADJUSTMENT TO THE RESTATED FINANCIAL STATEMENTS

I. Material Re-Grouping:

Appropriate adjustments have been made in the RESTATED FINANCIAL Statements of Assets and Liabilities, Profit and Losses and Cash Flows, wherever required, by reclassification of the corresponding items of income, expenses, assets and liabilities in order to bring them in line with the groupings as per the Audited Financial Statements of the company and the requirements of SEBI Regulations and Requirements of Division-I of Schedule III.

II. Material Adjustments:

The Summary of results of restatement made in the Restated Financial Statements for the respective years and its impact on the profit of the Company is as follows:

Reconciliation of Net Profit After Tax					(Rs. Lakhs)
Particulars	For the period ending 30-09-2025	For the year ending 31-03-2025	For the year ending 31-03-2024	For the year ending 31-03-2023	
Net Profits After Tax as per audited financial statements (A)	190.10	779.34	242.71	217.93	
Add / (Less): Adjustments on account of:					
Insurance expenditure in audited financial statements	-	-	5.57	7.00	
Insurance expenditure in restated financial statements (Refer Note-1)	-	-	(6.12)	(6.97)	
Interest expense on borrowings in audited financial statements	-	-	110.82	95.82	
Interest expense on borrowings in restated financial statements (Refer Note-2)	-	-	(111.50)	(96.07)	
Bank Charges in audited financial statements	-	15.02	7.20	-	
Bank Charges in restated financial statements (Refer Note-3)	-	(14.69)	(7.64)	-	
Effect of Finance costs capitalised in restated financial statements (Refer Note-4)	-	-	1.85	-	
Gratuity Expenditure in audited financial statements	28.74	38.04	6.09	34.48	
Gratuity Expenditure in restated financial statements (Refer Note-5)	(25.75)	(32.98)	(10.01)	(34.75)	
Professional Charges to Others in audited financial statements	-	56.52	-	-	
Professional Charges to Others in restated financial statements (Refer Note-6)	-	(25.77)	-	-	
Deferred Tax Expense in audited financial statements	-	(11.81)	(4.62)	(9.87)	
Deferred Tax Expense in restated financial statements (Refer Note-7)	-	10.53	5.61	9.94	
Prior Period adjustments in audited financial statements (Refer Note-8)	(31.07)	(3.82)	-	-	
Adjustments made in prior period taxes in audited financial statements (Refer Note-9)	(0.75)	0.97	-	-	
Total Adjustments (B)	(28.83)	32.01	(2.76)	(0.42)	
Restated Profit/ (Loss) After Tax (A+B)	161.26	811.35	239.96	217.51	

Reconciliation of Equity					(Rs. Lakhs)
Particulars	As At 30-09-2025	As At 31-03-2025	As At 31-03-2024	As At 31-03-2023	
Equity Share Capital & Reserves & Surplus as per Audited financial Statements (C)	3507.27	3317.18	1351.63	1108.92	
Add/(Less): Difference on account of changes in Profit/Loss (as above)	(28.83)	32.01	(2.76)	(0.42)	
Add/(Less): Difference on account of adjustment to opening balance	28.83	(3.18)	(0.42)	-	
Total Adjustments (D)	(0.00)	28.83	(3.18)	(0.42)	
Equity Share Capital & Reserves & Surplus as per Restated Financial Statement (C+D)	3507.27	3346.01	1348.45	1108.50	

Explanatory notes to the above restatements to profits made in the audited Financial Statements of the Company for the respective years:

- 1) Certain casting errors in the computation of prepaid insurance as at the year-end of FY 2022-23 and FY 2023-24 were rectified in the restated financial statements. The correction also impacted the insurance expense for FY 2024-25 due to its carry-forward effect.
- 2) Interest accrued and due on certain borrowings as at the year-end of FY 2022-23 and FY 2023-24 has been duly accounted for in the restated financial statements to ensure more appropriate presentation in compliance with the applicable accounting framework. The correction also impacted the interest expense for FY 2024-25 due to its carry-forward effect.
- 3) Certain bank charges relating to FY 2023-24 were accounted for in FY 2024-25. These have been appropriately reclassified to FY 2023-24 in the restated financial statements to ensure accurate period presentation. Certain fee payments pertaining to Initial Public Offer to the extent of Rs.0.32lakhs has been reclassified from "Bank Charges" to "IPO Expenses" under "Other Current Assets" in the Restated Financial statements to ensure more appropriate classification and presentation.
- 4) Interest and borrowing costs amounting to ₹1.85 lakhs, pertaining to FY 2023-24 and relating to a term loan for a property under construction, have been capitalised and presented as a prior period item in the audited financial statements for FY 2024-25, in accordance with AS-5, Net Profit or Loss for the Period, Prior Period Items and Charges in Accounting Policies. The same has been given effect for FY 2023-24 in the restated financial statements to ensure accurate period presentation.
- 5) Gratuity expense for FY 2022-23, FY 2023-24 and FY 2024-25 has been revised in the restated financial statements to ensure alignment with the applicable accounting framework and the recent actuarial valuation reports to enable more appropriate classification and presentation. The correction also impacted the Gratuity Expenses for FY 2025-26 till 30.09.2025 period also due to its carry-forward effect.
- 6) Certain professional and technical consultancy charges to the extent of Rs.30.75lakhs for the FY 2024-25 has been reclassified from "Professional Charges" to "IPO Expenses" under "Other Current Assets" in the Restated Financial Statements to ensure more appropriate classification and presentation.
- 7) Deferred tax expense and net deferred tax asset for FY 2022-23; FY 2023-24 and FY 2024-25 have been revised in the restated financial statements to incorporate timing differences related to gratuity expense, ensuring more appropriate presentation in compliance with the applicable accounting framework.
- 8) All the above adjustments on account of "Prepaid Insurance"; "Interest accrued"; "Bank Charges"; "Interest capitalised"; "Gratuity expense"; "IPO related expenses" have been accounted as "Prior Period Adjustments" in the respective audited financial statements of FY 2024-25 & FY 2025-26 (till 30.09.2025) whose effect had been given under respective heads in the respective financial years in the restated financial statements to ensure accurate period presentation.
- 9) Deferred tax expense on account of adjustment made in gratuity expense has been accounted under "Prior period taxes" in the audited financial statements of FY 2024-25 & FY 2025-26 (till 30.09.2025)

III. ADJUSTMENTS HAVING NO IMPACT ON NETWORTH AND PROFIT:

a. Material Regrouping:

Appropriate regroupings have been made in the Restated Summary Statements, wherever required, by a reclassification of the corresponding items of income, expenses, assets, liabilities and cash flows in order to bring them in line with the groupings as per the audited Financial Statements of the Company, prepared in accordance with Schedule III and the requirements of the Securities and Exchange Board of India (Issue of Capital & Disclosure Requirements) Regulations, 2018 (as amended).



[Handwritten signature]



ANNEXURE - F : RESTATED STATEMENT OF OTHER FINANCIAL INFORMATION

(Rs. Lakhs)

Particulars	FY 2025-26 (till 30.09.2025)	FY 2024-25	FY 2023-24	FY 2022-23
Restated PAT as per P & L Account	161.26	811.35	239.96	217.51
Add: Depreciation & Amortisation Expense	90.46	170.59	128.15	149.99
Add: Interest on Loan (net off of interest capitalised)	37.01	97.46	109.65	96.07
Add: Income tax/Deferred Tax	55.85	273.92	82.07	79.41
Less: Other Income	10.33	13.35	15.37	15.33
EBITDA	334.26	1339.96	544.45	527.65
EBITDA Margin (%) (Refer Note 1(a))	18.39%	18.60%	10.56%	9.43%
Restated Net Worth as at the beginning of the year (Refer Note 4) (A)	3346.01	1348.45	1108.50	890.99
Restated Net Worth as at the year end (Refer Note 4) (B)	3507.27	3346.01	1348.45	1108.50
Average Restated Net Worth (Refer Note 4) ((A+B)/2)	3426.64	2347.23	1228.48	999.74
Return on Restated Net Worth (%) (Refer Note 1(b))	4.71%	34.57%	19.53%	21.76%
Actual No. of Equity Shares outstanding for the period	2,22,52,630	44,50,526	20,00,000	20,00,000
Actual No. of Equity Shares outstanding for the period after considering share split	2,22,52,630	2,22,52,630	1,00,00,000	1,00,00,000
Weighted Average Number of Equity Shares outstanding for the period - Pre Bonus (after considering share split)	1,22,52,630	1,08,64,485	1,00,00,000	1,00,00,000
Weighted Average Number of Equity Shares outstanding for the Period (Note -2) - Post Bonus (after considering share split) (as adjusted for the FY 2023-24 & FY 2022-23)	2,22,52,630	2,08,64,485	2,00,00,000	2,00,00,000
Earnings Per Share (EPS) (Rs. Per share)				
Basic EPS & Diluted EPS* - Post Bonus (after share split) (Adjusted EPS for the previous years) (Rs. Per share) (Refer Note 1(c) & (d))	0.72	3.89	1.20	1.09
Net Asset Value Per Share (Rs. Per share)				
Post Bonus (after share split) (Rs. Per share) (adjusted for previous years for only share split) (Refer Note 1(e))	15.76	15.04	13.48	11.08
Nominal Value per Equity share (after share split) (Rs. Per share)	2.00	2.00	2.00	2.00

* The company does not have any diluted potential equity shares. Consequently, the basic and diluted profit / earning per share of the company remain the same

Notes:

1. The ratios have been calculated as below:

a) EBITDA Margin % = EBITDA / Revenue from Operations

b) Return on Restated Net Worth (%) = Restated PAT attributable to Equity Shareholders / Average Restated Net worth x 100

c) Basic EPS (Post Bonus & after considering share split) (Rs.)

= Restated PAT attributable to Equity shareholders / Weighted Average Number of Equity Shares outstanding for the year - Post Bonus

d) Diluted Earning Per Share (Post Bonus & after considering share split) (Rs.)

= Restated PAT attributable to Equity Shareholders / Weighted Average Number of Diluted Potential Equity Shares outstanding for the year - Post Bonus

e) Restated Net Asset Value per Equity Share (Post Bonus & after considering share split) (Rs.)

= (Restated Total Assets as at the end of the year - Restated Total Outside Liabilities as at the end of the year) / Actual Number of Equity Shares outstanding for the year - after considering share split

2. Weighted Average Number of Equity shares is the number of equity shares outstanding at the beginning of the year / period adjusted by the number of equity shares issued during the year / period multiplied by the time weighting factor. Further, number of shares are after considering impact of the bonus shares restated for the FY 2023-24 & FY 2022-23 on account of issue of bonus shares at one share for every one share held by the equity shareholders vide Members' resolution dated 07.09.2024 and after considering the impact of the share split made from face value of Rs.10 per share to Rs.2 per share vide members resolution dated 25.07.2025.

3. Earnings Per Share calculation is in accordance with the "Accounting Standard 20 - Earning Per Share", notified under the Companies (Accounting Standards) Rules, 2006 as amended.

4. Restated Net Worth = Equity Share Capital + Reserves and Surplus (including surplus in the statement of profit & loss) - Preliminary Expenses to the extent not written-off



[Handwritten signature]



ANNEXURE - G STATEMENT OF ACCOUNTING RATIOS

Particulars	Numerator	Denominator	FY 2022-23 (30.09.2023)	FY 2023-24	FY 2024-25	FY 2022-23	Variance between FY 2023-24 & 2022-23	Variance between FY 2024-25 & 2022-23	Variance between FY 2023-24 & 2024-25	Reason where the variance between FY 2023-24 & 2022-23 is >25%	Reason where the variance between FY 2023-24 & 2024-25 is >25%
Current Ratio (in times)	Current assets	Current liabilities	2.08	1.51	1.51	1.18	29%	29%	29%	As the period is not annualized, reason for variance is not provided.	Increase of Inventory and Debtors
Debt-Equity Ratio (in times)	Total Debt (Long Term Borrowings + Short Term Borrowings)	Shareholder's Equity	0.63	0.40	0.40	0.90	56%	56%	56%	As the period is not annualized, reason for variance is not provided.	Due to increase in overall shareholder's equity on account of private placement
Debt Service Coverage Ratio (in times)	Earnings before interest, Depreciation and Amortisation and Taxes (EBITDA) + Profit before interest, Depreciation and Amortisation and Taxes (PBITDA) + Profit before interest, Depreciation and Amortisation and Taxes (PBTDA)	Interest + Principal due during the current period	3.27	4.99	4.99	2.17	34%	34%	34%	As the period is not annualized, reason for variance is not provided.	Due to increase of EBITDA for the current year
Return on Equity Ratio (in %)	Net Profit after taxes	Average Shareholder's Equity	4.71%	34.57%	34.57%	21.76%	86%	86%	86%	As the period is not annualized, reason for variance is not provided.	Due to increase of profitability for the current year
Inventory turnover ratio (in times)	Revenue from Operations	Average Inventory	1.35	10.89	10.89	6.80	9%	9%	9%	As the period is not annualized, reason for variance is not provided.	Due to increase of profitability for the current year
Trade Receivables turnover ratio (in times)	Revenue from Operations	Average Trade receivables	0.57	2.28	2.28	5.07	23%	23%	23%	As the period is not annualized, reason for variance is not provided.	Due to increase of Trade Receivables
Trade Payables turnover ratio (in times)	Purchase of Raw Materials (Inventory) + Purchase of Stock, in Trade + Other expenses	Average Trade payables	2.44	7.41	7.41	6.22	24%	24%	24%	As the period is not annualized, reason for variance is not provided.	Due to increase of Trade Receivables
Net working capital turnover ratio (in times)	Revenue from Operations	Average Working Capital (Working capital = Current assets - Current liabilities)	0.84	5.32	5.32	17.27	55%	55%	55%	As the period is not annualized, reason for variance is not provided.	Due to increase of current assets
Net profit ratio (in %)	Net Profit after taxes	Revenue from Operations	8.87%	11.26%	11.26%	3.89%	142%	142%	142%	As the period is not annualized, reason for variance is not provided.	Due to increase of profitability for the current year
Return on Capital employed (in %)	Earnings before interest & taxes (EBIT) + Profit before interest, Depreciation and Amortisation and Taxes (PBITDA) + Profit before interest, Depreciation and Amortisation and Taxes (PBTDA)	Average Capital employed (Capital employed = Total assets - Short Term Borrowings + Dividend Payable)	4.71%	34.27%	34.27%	20.68%	76%	76%	76%	As the period is not annualized, reason for variance is not provided.	Due to increase of profitability for the current year
Return on investment (in %)	Income from Investment	Cost of Investment	N/A	N/A	N/A	N/A	0%	0%	0%	As the period is not annualized, reason for variance is not provided.	Due to increase of profitability for the current year

*The Company does not have any market linked investments



[Handwritten signature]

